

Arvind Gavali College of Engineering, Satara
Department of Civil Engineering

SY Feedback

Month-November 2021
Total Responses:-28
Total Class Strength-68
Feedback Percentage:-41.17%

Faculty-Subject Distribution

Sr.No	Subject	Abb.	Name of the Faculty	Abb.
1	Mathematics III	M III	Ms. P.R. Bhonsale	PRB
2	Mechanics of solids	MOS	Ms. S.S. Todkar	SST
3	Building Construction and Drawing	BCD	Mr. M.S. Shikalgar	MSS
4	Surveying	SUR	Mr. A.R. Kesugade	ARK
5	Solid Mechanics Laboratory	SM Lab	Ms. D.S. Jadhav	DSJ
6	Hydraulics I Laboratory	HYD I Lab	Ms. A.R. Manajan	ARM
7	Surveying Laboratory	SUR Lab	Mr. A.R. Kesugade	ARK

1. How much syllabus was covered in the class?

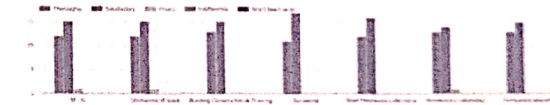
1. How much syllabus was covered in the class?



Subject	M III	MOS	BCD	SUR	SM Lab	HYD I Lab	SUR Lab	%
85-100%	8	7	7	8	9	9	8	28.57
70-84 %	16	18	19	18	16	16	17	61.22
55-69%	4	3	2	2	3	3	3	10.20
30-64 %	0	0	0	0	0	0	0	0
Below 30%	0	0	0	0	0	0	0	0

2. How well teachers are prepared for the classes?

2. How well teachers are prepared for the classes?




Subject	M III	MOS	BCD	SUR	SOM Lab	HYD I Lab	SUR Lab	%
Thoroughly	12	12	13	11	12	13	13	43.87
Satisfactory	15	15	15	17	16	14	15	54.59
Poorly	1	1	0	0	0	1	0	1.53
Indifferently	0	0	0	0	0	0	0	0
Won't teach at all	0	0	0	0	0	0	0	0

3. How well the teachers are able to communicate?



Subject	M III	MOS	BCD	SUR	SOM Lab	HYD I Lab	SUR Lab	%
Always effective	17	16	16	16	17	15	17	58.16
Somehow effective	10	11	11	11	10	12	10	38.26
Just Satisfactory	1	1	1	1	1	1	1	3.571
Generally ineffective	0	0	0	0	0	0	0	0
Very poor communication	0	0	0	0	0	0	0	0

4. The teachers' approach to teaching can best be described as:



Subject	M III	MOS	BCD	SUR	SOM Lab	HYD I Lab	SUR Lab	%
Excellent	11	12	14	12	16	12	13	45.91
Very good	15	13	12	15	10	14	13	46.53
Good	1	2	2	1	2	1	2	5.61
Fair	1	1	0	0	0	1	0	1.53
Poor	0	0	0	0	0	0	0	0

5. Fairness of the internal evaluation process by the teachers



Subject	M III	MOS	BCD	SUR	SOM Lab	HYD I Lab	SUR Lab	%
Always fair	14	11	14	13	13	12	13	45.91
Usually fair	13	16	14	15	14	16	14	52.04
Sometimes fair	1	1	0	0	1	0	1	2.04
Unfair	0	0	0	0	0	0	0	0

6. Does the teaching and mentoring process in your institution facilitates you in cognitive, social and emotional growth?




Subject	M III	MOS	BCD	SUR	SOM Lab	HYD I Lab	SUR Lab	%
Significantly	13	13	14	13	13	12	14	45.93
Very well	12	11	10	12	11	13	11	40.81
65-80%	3	3	4	2	4	2	3	10.71
30-54%	0	1	0	1	0	1	0	1.53
Below 30%	0	0	0	0	0	0	0	0

7. Was your performance in assignments/extra practice test discussed with you?



Subject	M III	MOS	BCD	SUR	SOM Lab	HYD I Lab	SUR Lab	%
Every time	11	11	13	12	12	12	12	42.34
Usually	15	16	14	15	15	13	14	52.04
Occasionally	2	1	1	1	1	3	2	5.61
Rarely	0	0	0	0	0	0	0	0
Never	0	0	0	0	0	0	0	0

8. The faculty takes active interest in promoting internship, student exchange, field visit opportunities for students.



Subject	M III	MOS	BCD	SUR	SOM Lab	HYD I Lab	SUR Lab	%
Every time	13	12	15	13	15	14	15	43.48
Usually	14	15	12	14	12	13	12	46.93
Occasionally	1	1	1	1	1	1	1	3.57
Rarely	0	0	0	0	0	0	0	0
Never	0	0	0	0	0	0	0	0

9. Does institute provides multiple opportunities for you to learn and grow?

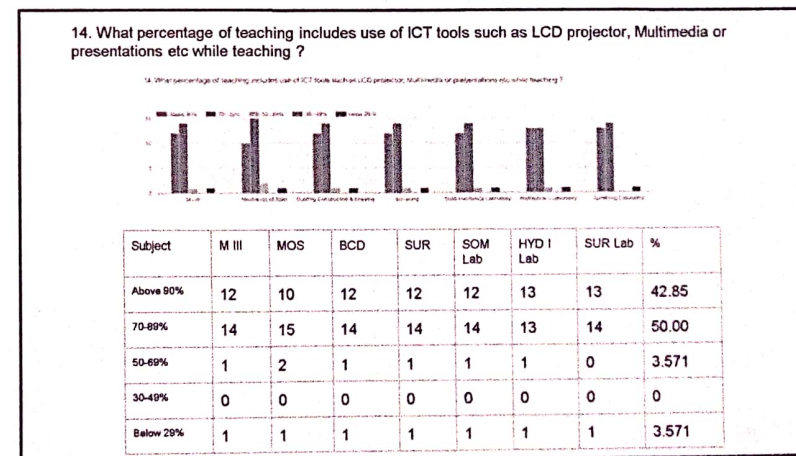
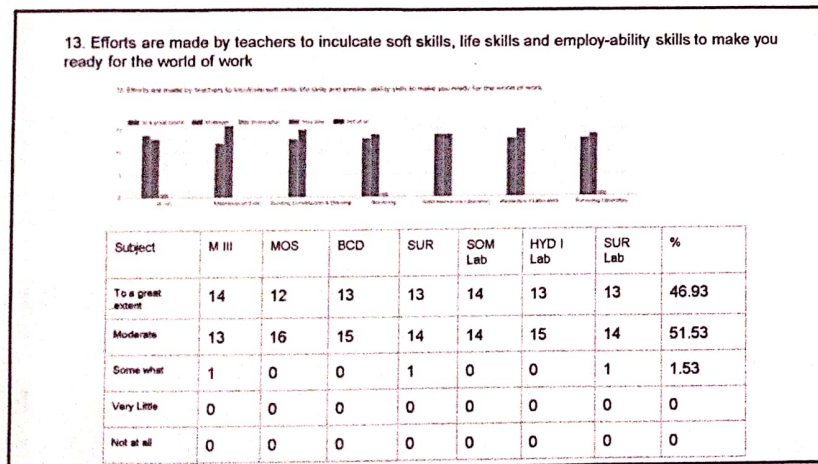
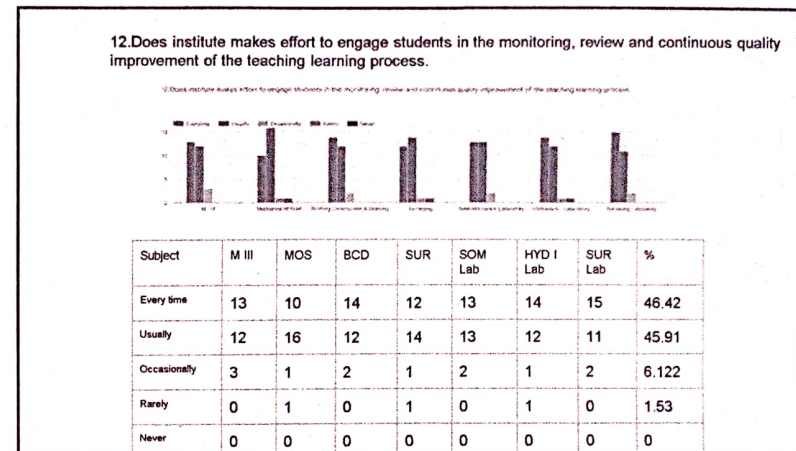



Subject	M III	MOS	BCD	SUR	SOM Lab	HYD I Lab	SUR Lab	%
Strongly agree	12	9	13	10	12	12	12	40.81
Agree	14	18	14	16	15	15	14	54.08
Neutral	2	1	1	2	1	1	2	5.10
Disagree	0	0	0	0	0	0	0	0
Strongly disagree	0	0	0	0	0	0	0	0

10. Does teacher illustrates the concepts through examples and applications?



Subject	M III	MOS	BCD	SUR	SOM Lab	HYD I Lab	SUR Lab	%
Every time	15	13	15	13	16	15	15	52.04
Usually	11	14	12	13	11	12	11	42.85
Occasionally	1	0	1	1	1	1	2	3.57
Rarely	1	1	0	1	0	0	0	1.53
Never	0	0	0	0	0	0	0	0



15. The overall quality of teaching-learning process in your institute is very good



Subject	M III	MOS	BCD	SUR	SOM Lab	HYD I Lab	SUR Lab	%
Strongly agree	13	12	12	12	13	14	14	45.91
Agree	14	15	15	15	14	13	13	50.51
Neutral	0	0	1	0	0	1	1	1.530
Disagree	1	1	0	1	1	0	0	2.040
Strongly disagree	0	0	0	0	0	0	0	0

16. Teachers encourage you to participate in extracurricular activities.



Subject	M III	MOS	BCD	SUR	SOM Lab	HYD I Lab	SUR Lab	%
Strongly agree	12	11	12	13	13	13	13	44.38
Agree	15	17	15	15	14	14	15	53.57
Neutral	1	0	1	0	1	1	0	2.040
Disagree	0	0	0	0	0	0	0	0
Strongly disagree	0	0	0	0	0	0	0	0

17. Does teacher inform you about your expected competencies, course outcomes, and program outcomes?



Subject	M III	MOS	BCD	SUR	SOM Lab	HYD I Lab	SUR Lab	%
Every time	14	13	14	14	15	14	14	50
Usually	13	15	13	14	13	13	14	48.46
Occasionally	1	0	1	0	0	1	0	1.53
Rarely	0	0	0	0	0	0	0	0
Never	0	0	0	0	0	0	0	0

18. Your mentor does a necessary follow-up with as assigned task to you



Subject	M III	MOS	BCD	SUR	SOM Lab	HYD I Lab	SUR Lab	%
Every time	15	13	16	15	15	15	15	53.06
Usually	11	14	10	12	11	11	11	40.31
Occasionally	2	1	2	1	2	2	2	6.122
Rarely	0	0	0	0	0	0	0	0
Never	0	0	0	0	0	0	0	0

19. Teachers are able to identify your weaknesses and help you to overcome them



Subject	M III	MOS	BCD	SUR	SOM Lab	HYD I Lab	SUR Lab	%
Every One	15	13	14	13	14	13	14	48.97
Usually	11	13	13	13	12	14	13	45.40
Occasionally	2	2	1	2	2	1	1	5.61
Rarely	0	0	0	0	0	0	0	0
Never	0	0	0	0	0	0	0	0

20. The instructor/teachers use student-centric methods, such as experiential learning, participative learning and problem-solving methodologies for enhancing learning experiences



Subject	M III	MOS	BCD	SUR	SOM Lab	HYD I Lab	SUR Lab	%
To a great extent	14	11	13	15	14	14	14	48.46
Moderate	13	17	14	13	13	14	14	50
Somewhat	1	0	1	0	1	0	0	1.53
Vary little	0	0	0	0	0	0	0	0
Not at all	0	0	0	0	0	0	0	0


Give 3 observation/ Suggestion to improve the overall teaching learning experience of respective teachers


- Good
- No suggestions
- TAKE DSY ALL STUDENT SYLLABUS REPEAT

Overall Analysis

Subject	Faculty	Avg. %	Appreciation	Suggestion for Improvement	Faculty signs
M III	Ms. Biosale P.R.	84%	Good explanation way	Cover more numerical considering competitive exams	PRBhosale
MOS	Ms. Todekar S.S.	85%	Syllabus coverage according to competitive exam point of view	Improve ICT use	SSRodekar
Building Construction & Drawing	Mr. Shalgaer M.S.	83%	Syllabus Coverage	Talk to all Students	Shalgaer
Surveying	Mr. Kesugade A.R.	83%	Teaching Method	Give important questions	Kesugade
Solid Mechanics Lab	Ms. Jadhav D.S.	84%	Nice experiment explanation	Provide writeup	Jadhav
Hydro Lab	Ms. Mahajan A.R.	84%	Attention to all students	Expand future scope	Mahajan

Overall Analysis

Subject	Faculty	Avg. %	Appreciation	Suggestion for Improvement	Faculty Signs
Surveying Lab	Mr. Kesugade A.R.	82%	Excellent practical conduction	Give attention to all students	


Ms. A.R. Mahajan
AMC


Dr. M.R. Thombare
HOD

Lead Engineering Civil Department
ARYING GAWALI COLLEGE OF ENGINEERING, Satara
Panmalewadi (Varvel)


Dr. V.A. Phartande
Principal