

Arvind Gavali College of Engineering, Satara
Department of Civil Engineering

SY Feedback

Month-December 2021-January 2022
Total Responses:- 34
Total Class Strength- 68
Feedback Percentage:- 50%

Faculty-Subject Distribution

Sr.No	Subject	Abb.	Name of the Faculty	Abb.
1	Mathematics III	M III	Ms. P. R. Bhosale	PRB
2	Mechanics of solids	MOS	Ms. S. S. Todkar	SST
3	Building Construction and Drawing	BCD	Ms. M. S. Shikalgar	MSS
4	Hydraulics I	HYD I	Dr. V. R. Thombare	VRT
5	Surveying	SUR	Mr. A. R. Kesugade	ARK
6	Solid Mechanics Laboratory	SM Lab	Ms. D. S. Jadhav	DSJ
7	Hydraulics Laboratory	HYD I Lab	Ms. A. R. Manojan	ARM
8	Surveying Laboratory	SUR Lab	Mr. A. R. Kesugade	ARK
9	Soft Skill Development	SSD	Mr. A. A. Kale	AAK

1. How much syllabus was covered in the class?



Subject	M III	MOS	BCD	HYD I	SUR	SOM Lab	HYD I Lab	SUR Lab	SSD	%
85-100%	12	14	12	12	12	15	15	16	13	39.54
70-84%	18	15	16	16	17	14	14	13	15	45.09
55-69%	2	3	4	3	2	2	2	2	2	7.18
30-54%	0	1	1	2	2	2	2	2	3	5.05
Below 30%	2	1	1	1	1	1	1	1	1	3.26

2. How well teachers are prepared for the classes?



Subject	M III	MOS	BCD	HYD I	SUR	SOM Lab	HYD I Lab	SUR Lab	SSD	%
Thoroughly	12	11	13	13	13	12	10	11	10	35.35
Satisfactory	20	20	20	18	19	21	22	21	21	59.47
Poorly	1	2	1	1	1	1	1	1	1	3.26
Indifferently	1	1	0	2	1	0	1	1	2	2.94
Well/Teach at all	0	0	0	0	0	0	0	0	0	0

3. How well the teachers are able to communicate?




Subject	M III	MOS	BCD	HYD I	SUR	SOM Lab	HYD I Lab	SUR Lab	SSD	%
Always effective	17	16	18	17	16	21	19	19	13	50.98
Somewhat effective	15	14	14	14	15	11	12	13	18	41.17
Just Satisfactory	2	3	2	2	3	2	3	2	2	6.86
Generally ineffective	0	1	0	1	0	0	0	0	0	0.65
Very poor communication	0	0	0	0	0	0	0	0	0	0.32

4. The teachers' approach to teaching can best be described as:



Subject	M III	MOS	BCD	HYD I	SUR	SOM Lab	HYD I Lab	SUR Lab	SSD	%
Excellent	14	18	13	15	15	17	15	15	13	44.11
Very good	18	19	19	16	16	14	15	15	15	48.03
Good	2	2	2	2	3	3	4	4	5	8.82
Fair	0	2	0	1	0	0	0	0	0	0.98
Poor	0	0	0	0	0	0	0	0	0	0.32

5. Fairness of the internal evaluation process by the teachers



Subject	M III	MOS	BCD	HYD I	SUR	SOM Lab	HYD I Lab	SUR Lab	SSD	%
Always fair	13	13	15	17	16	16	15	15	12	43.13
Usually fair	17	14	16	12	13	14	15	15	18	43.79
Somewhat fair	4	7	3	5	5	4	4	4	4	13.07
Under fair	0	0	0	0	0	0	0	0	0	0

6. Does the teaching and mentoring process in your institution facilitates you in cognitive, social and emotional growth?



Subject	M III	MOS	BCD	HYD I	SUR	SOM Lab	HYD I Lab	SUR Lab	SSD	%
Very well	20	21	20	19	19	17	18	18	18	55.56
Significantly	12	11	13	14	14	15	14	14	14	39.54
55-89%	2	2	1	1	1	2	2	2	2	4.90
0.30-54%	0	0	0	0	0	0	0	0	0	0
Below 30%	0	0	0	0	0	0	0	0	0	0

7. Was your performance in assignments/extra practice test discussed with you?



Subject	M III	MOS	BCD	HYDI	SUR	SOM Lab	HYD I Lab	SUR Lab	SSD	%
Every time	11	10	12	13	16	16	16	16	15	40.84
Usually	20	20	20	19	16	16	15	15	17	51.63
Occasionally	2	3	1	1	1	1	2	2	1	4.57
Rarely	1	1	1	1	1	1	1	1	1	2.94
Never	0	0	0	0	0	0	0	0	0	0

8. The faculty takes active interest in promoting internship, student exchange, field visit opportunities for students.



Subject	M III	MOS	BCD	HYDI	SUR	SOM Lab	HYD I Lab	SUR Lab	SSD	%
Every time	13	11	13	16	16	15	16	16	15	42.81
Usually	21	23	21	18	18	19	18	18	19	57.18
Occasionally	0	0	0	0	0	0	0	0	0	0
Rarely	0	0	0	0	0	0	0	0	0	0
Never	0	0	0	0	0	0	0	0	0	0

9. Does institute provides multiple opportunities for you to learn and grow?



Subject	M III	MOS	BCD	HYDI	SUR	SOM Lab	HYD I Lab	SUR Lab	SSD	%
Strongly agree	11	10	13	13	12	15	17	15	16	39.86
Agree	20	21	18	17	18	16	16	16	15	51.30
Neutral	3	3	3	4	4	3	3	3	3	9.47
Disagree	0	0	0	0	0	0	0	0	0	0
Strongly disagree	0	0	0	0	0	0	0	0	0	0

10. Does teacher illustrates the concepts through examples and applications?



Subject	M III	MOS	BCD	HYDI	SUR	SOM Lab	HYD I Lab	SUR Lab	SSD	%
Every time	12	11	13	12	13	13	14	15	14	38.23
Usually	21	22	19	20	18	19	18	16	18	55.88
Occasionally	1	1	2	2	3	2	2	3	2	5.88
Rarely	0	0	0	0	0	0	0	0	0	0
Never	0	0	0	0	0	0	0	0	0	0

11. Does teacher identifies your strengths and encourage you by providing right level of challenges?



Subject	M III	MOS	BCD	HYDI	SUR	SOM Lab	HYDI Lab	SUR Lab	SSD	%
Every time	13	11	12	13	17	16	17	18	16	43.46
Usually	19	21	20	18	14	16	14	13	15	49.01
Occasionally	1	1	1	2	2	1	2	2	2	4.57
Rarely	1	1	1	0	1	1	1	1	1	2.61
Never	0	0	0	1	0	0	0	0	0	0.32

12. Does institute makes effort to engage students in the monitoring, review and continuous quality improvement of the teaching learning process.



Subject	M III	MOS	BCD	HYDI	SUR	SOM Lab	HYDI Lab	SUR Lab	SSD	%
Every time	13	11	13	15	16	13	17	15	15	42.43
Usually	20	22	20	18	16	20	15	17	17	53.92
Occasionally	1	1	1	1	2	1	2	1	1	3.59
Rarely	0	0	0	1	0	0	0	0	0	0.32
Never	0	0	0	1	0	0	0	0	0	0.32

13. Efforts are made by teachers to inculcate soft skills, life skills and employ-ability skills to make you ready for the world of work



Subject	M III	MOS	BCD	HYDI	SUR	SOM Lab	HYDI Lab	SUR Lab	SSD	%
Too great extent	11	11	15	14	15	15	17	15	15	41.83
Moderate	21	21	17	18	17	17	14	17	17	51.96
Good extent	2	2	2	2	2	2	3	2	2	6.20
Very Little	0	0	0	0	0	0	0	0	0	0
Not at all	0	0	0	0	0	0	0	0	0	0

14. What percentage of teaching includes use of ICT tools such as LCD projector, Multimedia or presentations etc while teaching ?



Subject	M III	MOS	BCD	HYDI	SUR	SOM Lab	HYDI Lab	SUR Lab	SSD	%
Above 80%	11	11	12	14	13	18	16	16	16	41.50
70-80%	18	18	19	16	17	12	15	14	14	46.73
50-60%	3	2	1	2	2	2	1	2	2	5.55
30-40%	1	1	1	1	1	1	1	1	1	2.94
Below 20%	1	1	1	1	1	1	1	1	1	2.94

15. The overall quality of teaching-learning process in your institute is very good



Subject	M III	MOS	BCD	HYD I	SUR	SOM Lab	HYD I Lab	SUR Lab	SSD	%
Strongly agree	12	11	12	13	14	16	15	13	14	38.21
Agree	19	18	18	18	16	14	15	16	16	49.01
Neutral	3	5	3	3	4	4	4	5	4	11.43
Slightly disagree	0	0	1	0	0	0	0	0	0	0.32
Strongly disagree	0	0	0	0	0	0	0	0	0	0

16. Teachers encourage you to participate in extracurricular activities



Subject	M III	MOS	BCD	HYD I	SUR	SOM Lab	HYD I Lab	SUR Lab	SSD	%
Strongly agree	12	12	13	11	14	14	15	13	13	38.23
Agree	20	21	20	21	18	18	17	19	20	56.86
Neutral	2	1	1	2	2	2	2	2	1	4.90
Disagree	0	0	0	0	0	0	0	0	0	0
Strongly disagree	0	0	0	0	0	0	0	0	0	0

17. Does teacher inform you about your expected competencies, course outcomes, and program outcomes?



Subject	M III	MOS	BCD	HYD I	SUR	SOM Lab	HYD I Lab	SUR Lab	SSD	%
Every time	10	12	13	10	14	16	14	15	13	38.23
Usually	22	20	19	22	17	16	18	16	18	54.90
Occasionally	2	2	2	2	3	2	2	3	3	6.86
Rarely	0	0	0	0	0	0	0	0	0	0
Never	0	0	0	0	0	0	0	0	0	0

18. Your mentor does a necessary follow-up with as assigned task to you



Subject	M III	MOS	BCD	HYD I	SUR	SOM Lab	HYD I Lab	SUR Lab	SSD	%
Every time	11	11	14	14	14	15	13	12	12	37.90
Usually	22	21	18	18	17	16	18	19	19	54.90
Occasionally	1	2	2	2	3	3	3	3	3	7.18
Rarely	0	0	0	0	0	0	0	0	0	0
Never	0	0	0	0	0	0	0	0	0	0

19. Teachers are able to identify your weaknesses and help you to overcome them



Subject	M III	MOS	BCD	HYD I	SUR	SCM Lab	HYD I Lab	SUR Lab	SSD	%
Every time	12	12	13	13	14	16	16	14	14	40.52
Usually	19	20	19	19	18	16	16	18	18	53.26
Occasionally	3	2	2	2	2	2	2	2	2	6.20
Rarely	0	0	0	0	0	0	0	0	0	0
Never	0	0	0	0	0	0	0	0	0	0

20. The institute/teachers use student-centric methods, such as experiential learning, participative learning and problem-solving methodologies for enhancing learning experiences



Subject	M III	MOS	BCD	HYD I	SUR	SCM Lab	HYD I Lab	SUR Lab	SSD	%
To a great extent	9	9	11	13	14	13	12	13	14	35.29
Moderate	21	22	20	17	16	1	18	18	17	49.01
Somewhat	4	3	3	4	4	4	4	3	3	10.45
Very little	0	0	0	0	0	0	0	0	0	0
Not at all	0	0	0	0	0	0	0	0	0	0




Give 3 observation/ Suggestion to improve the overall teaching learning experience of respective teachers

1. The teaching quality is good
2. Arrange guest lectures
3. Best communication with students

Overall Analysis

Subject	Faculty	Avg. %	Appreciation	Suggestion for Improvement	Faculty Sign
M III	Ms. Binodale P.R.	86%	Competitive numerical aspect covered	Provide all notes	PR Binodale
MOS	Ms. Toddar S.S.	87%	Improved ICT use	Give important questions	S.S. Toddar
Building Construction & Drawing	Mr. Shikhar M.S.	86%	Presentation Skill	Give more Notes	Shikhar
Hydraulics I	Dr. Thorbare V.R.	88%	Syllabus Coverage	Provide PPT's and videos	Thorbare
Surveying	Mr. Kesugade A.R.	89%	Keen attention to all students	Improve ICT use	A.R. Kesugade
Solid Mechanics Lab	Ms. Jadhav D.S.	87%	Concept clearance	Equip new to improve the knowledge in practice	Dibakar

Overall Analysis

Subject	Faculty	Avg. %	Appreciation	Suggestion for Improvement	Faculty Signs
Hydro I lab	Ms. Mahajan A.R.	87%	Teaching Method	Explain future scope	
Surveying Lab	Mr. Kesugade A.R.	87%	Good explanation method	Use software for data interpretation	
Soft Skill Development	Mr. Kale A. A	88%	Presentation Skill	Encourage students for stage performance	

Ms. A.R. Mahajan
AMC



Dr. V.R. Thombare
HOD



Head Engineering Civil Department
SRINIVASA COLLEGE OF ENGINEERING, Sate
Panmatlawadi (Varve)

Dr. V.A. Pharande
Principal

