

---

**Arvind Gavali College of Engineering, Sa-  
tara**

**Department of Civil Engineering**

# **Final Year Feedback**

**Month : April 2020 – 1<sup>st</sup> Week**

**Total Responses : 23**

**Total Class Strength : 23**

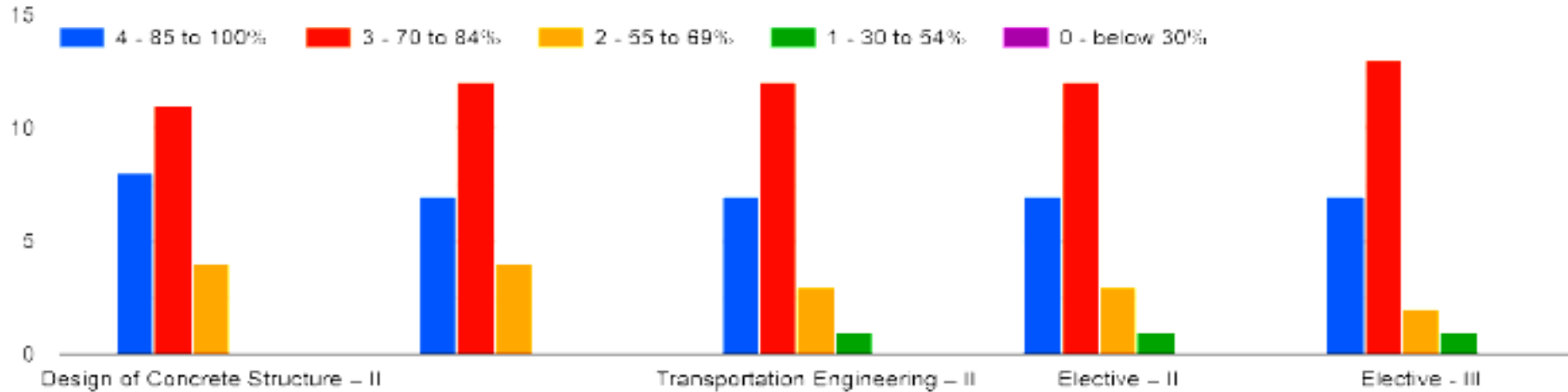
**Feedback Percentage : 100%**

---

# FACULTY – SUBJECT DISTRIBUTION

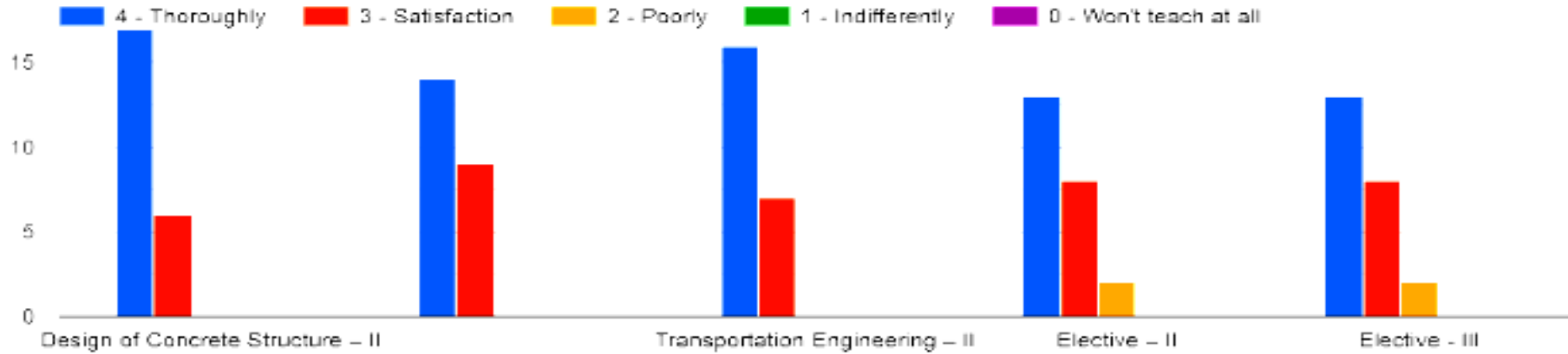
<b>Sr. No</b>	<b>Subject</b>	<b>Abbrev.</b>	<b>Name of Faculty</b>	<b>Abbrev.</b>
01	Design of Concrete Structure-II	DCS-II	Mr. Gujar A.V.	AVG
02	Water Resources Engineering-II	WRE-II	Mr.Kolekar A.B.	ABK
03	Transportation Engineering-II	TRE-II	Ms.Jedhe S.S.	SSJ
04	Design of Bridge	DOB	Mrs. Mohite J.R.	JRM
05	Advanced Construction Technique	ACT	Ms.Bhosale A.A.	AAB

# 1. How much of the syllabus was covered in the class:



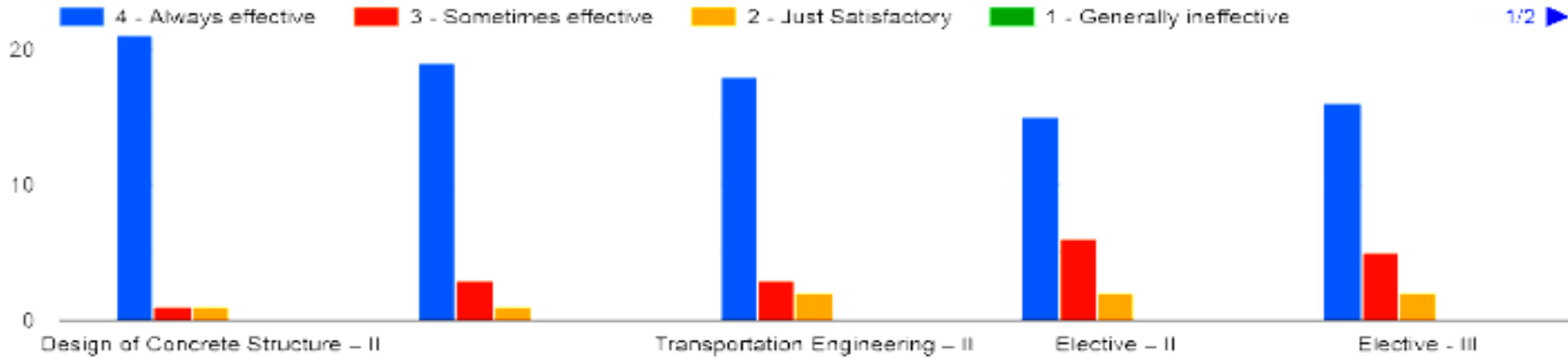
Faculty	DCS-I	WRE-II	TRE-II	DOB	ACT	%
Subject	AVG	ABK	SSJ	JRM	AAB	
85 -100 %	8	7	7	7	7	31.30
70 - 84 %	11	12	12	12	13	52.17
55 – 69 %	4	4	3	2	2	13.91
30 – 54 %	0	0	1	1	1	2.60
0- Below 30 %	0	0	0	0	0	0

## 2. How well did the teachers prepare for the classes?



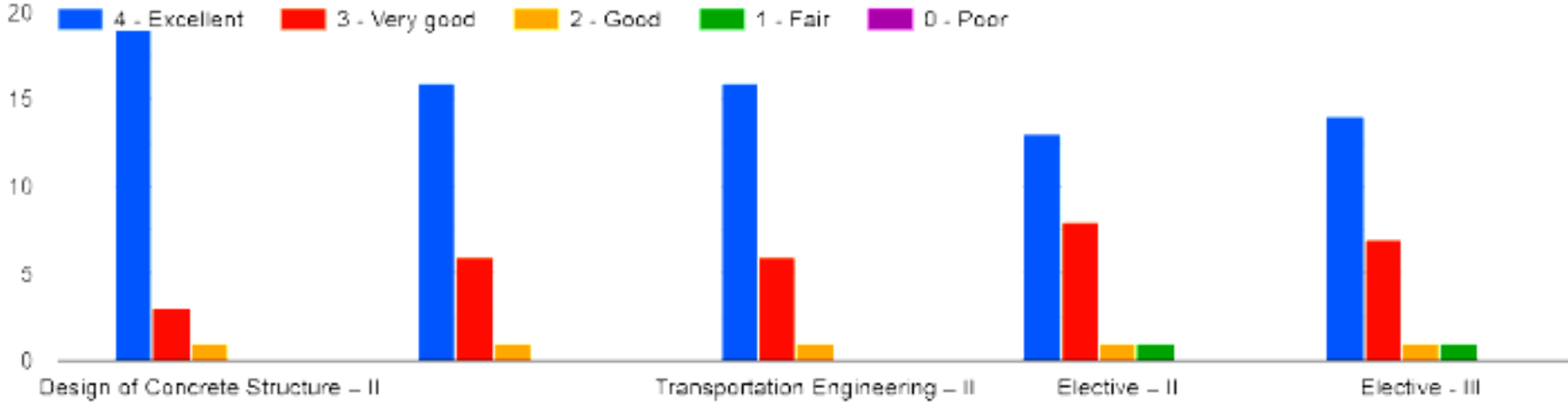
Faculty	DCS-I	WRE-II	TRE-II	DOB	ACT	%
Subject	AVG	ABK	SSJ	JRM	AAB	
85 -100 %	17	14	16	13	13	63
70 - 84 %	6	9	7	8	8	33.04
55 – 69 %	0	0	0	2	2	3.47
30 – 54 %	0	0	0	0	0	0
0- Below 30 %	0	0	0	0	0	0

### 3. How well were the teachers able to communicate

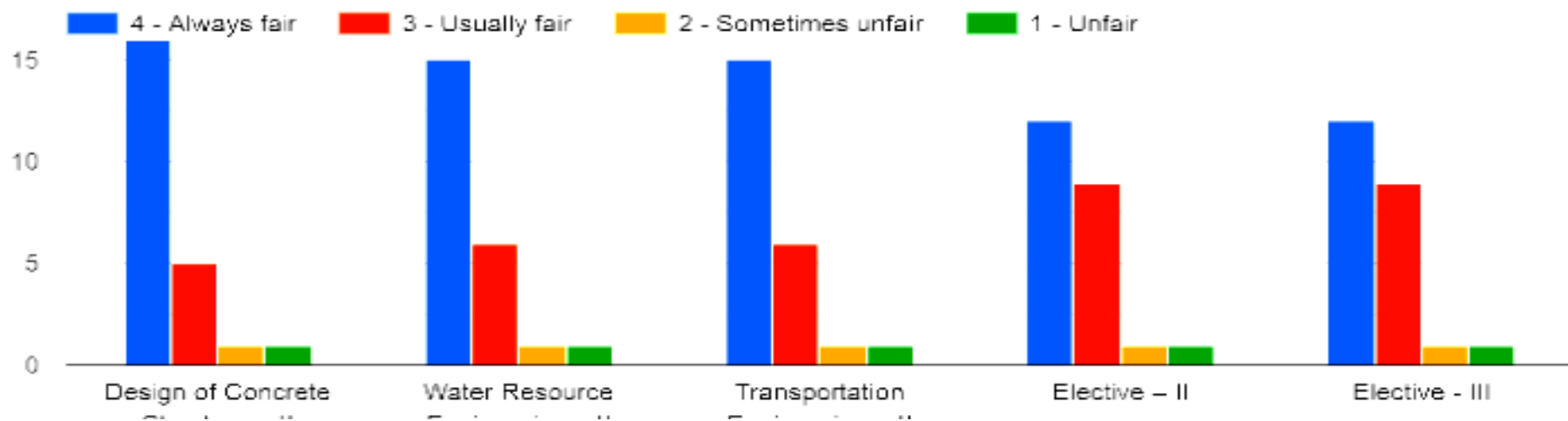


Faculty	DCS-I	WRE-II	TRE-II	DOB	ACT	%
Subject	AVG	ABK	SSJ	JRM	AAB	
85 -100 %	21	19	18	15	16	77.39
70 - 84 %	1	3	3	6	5	15.65
55 – 69 %	1	1	2	2	2	6.95
30 – 54 %	0	0	0	0	0	0
0- Below 30 %	0	0	0	0	0	0

4. The teachers's approach to teaching can best be described as

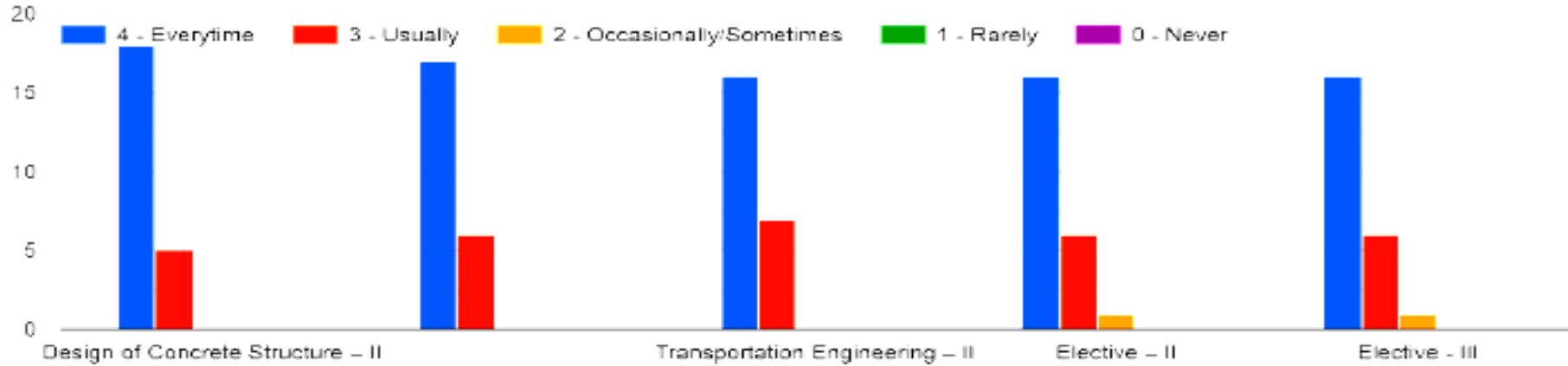


Faculty	DCS-I	WRE-II	TRE-II	DOB	ACT	%
Subject	AVG	ABK	SSJ	JRM	AAB	
85 -100 %	19	16	16	13	14	67.8
70 - 84 %	3	6	6	8	7	26.08
55 – 69 %	1	1	1	1	1	4.34
30 – 54 %	0	0	0	1	1	1.73
0- Below 30 %	0	0	0	0	0	0



Faculty	DCS-I	WRE-II	TRE-II	DOB	ACT	%
Subject	AVG	ABK	SSJ	JRM	AAB	
85 -100 %	16	15	15	12	12	60.86
70 - 84 %	5	6	6	9	9	30.43
55 – 69 %	1	1	1	1	1	4.35
30 – 54 %	1	1	1	1	1	4.34
0- Below 30 %	0	0	0	0	0	0

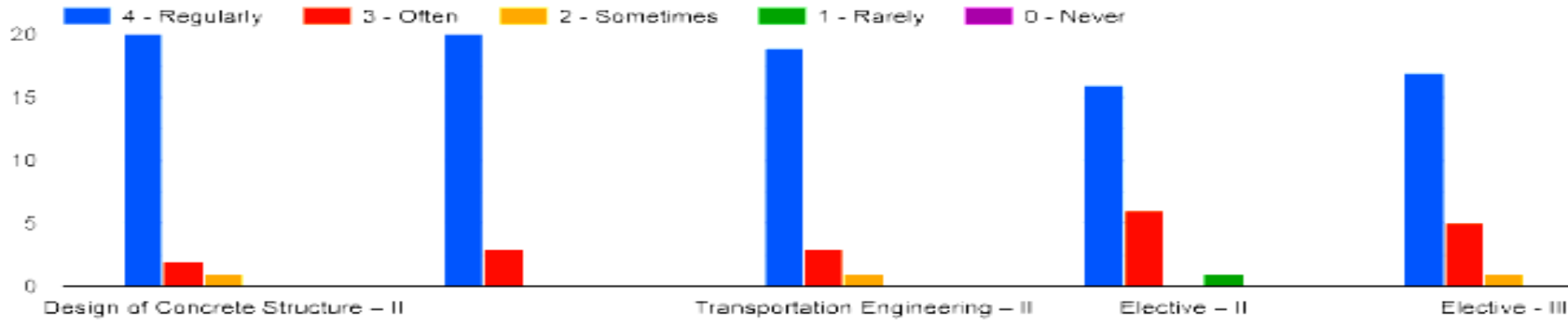
6. Was your performance in assignments/extra practice test discussed with you?



Faculty	DCS-I	WRE-II	TRE-II	DOB	ACT	%
Subject	AVG	ABK	SSJ	JRM	AAB	
85 -100 %	18	17	16	16	16	72.17
70 - 84 %	5	6	7	6	6	26.08
55 – 69 %	0	0	0	1	1	1.73
30 – 54 %	0	0	0	0	0	0
0- Below 30 %	0	0	0	0	0	0

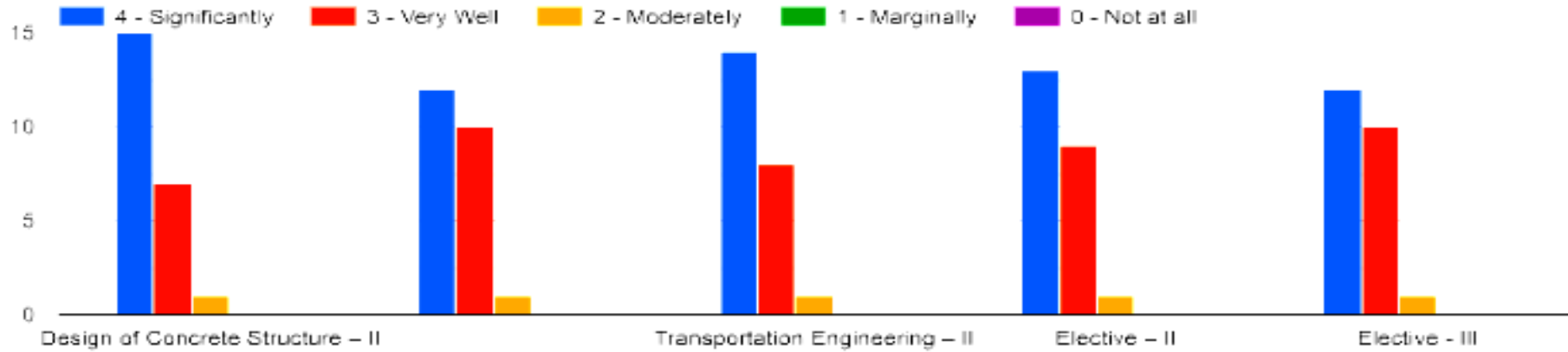


students. \*

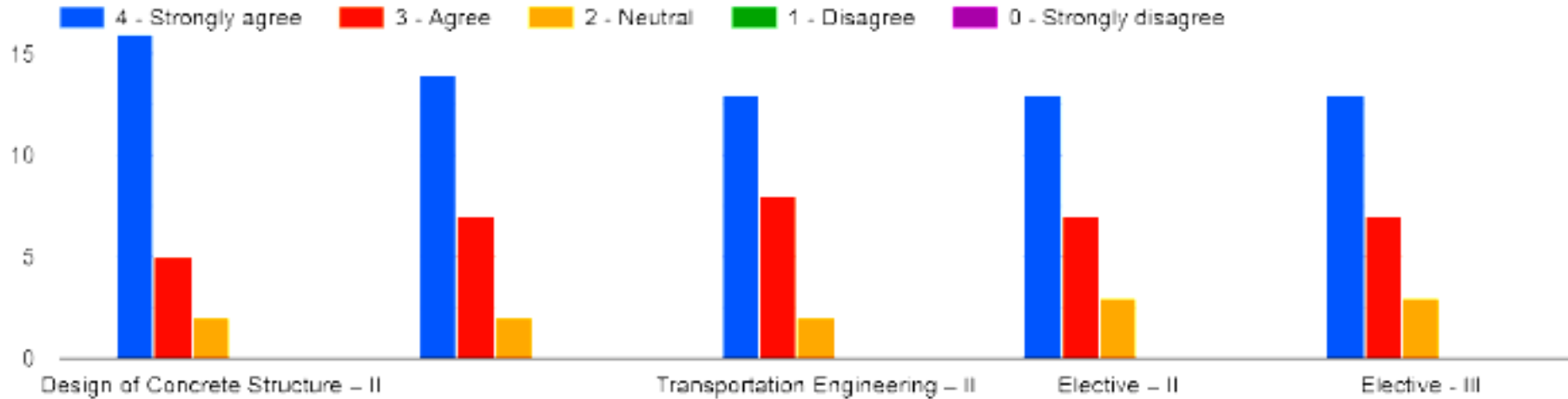


Faculty	DCS-I	WRE-II	TRE-II	DOB	ACT	%
Subject	AVG	ABK	SSJ	JRM	AAB	
85 -100 %	20	20	19	16	17	80
70 - 84 %	2	3	3	6	5	16.52
55 – 69 %	1	0	1	0	1	2.60
30 – 54 %	0	0	0	1	0	0.80
0- Below 30 %	0	0	0	0	0	0

growth.

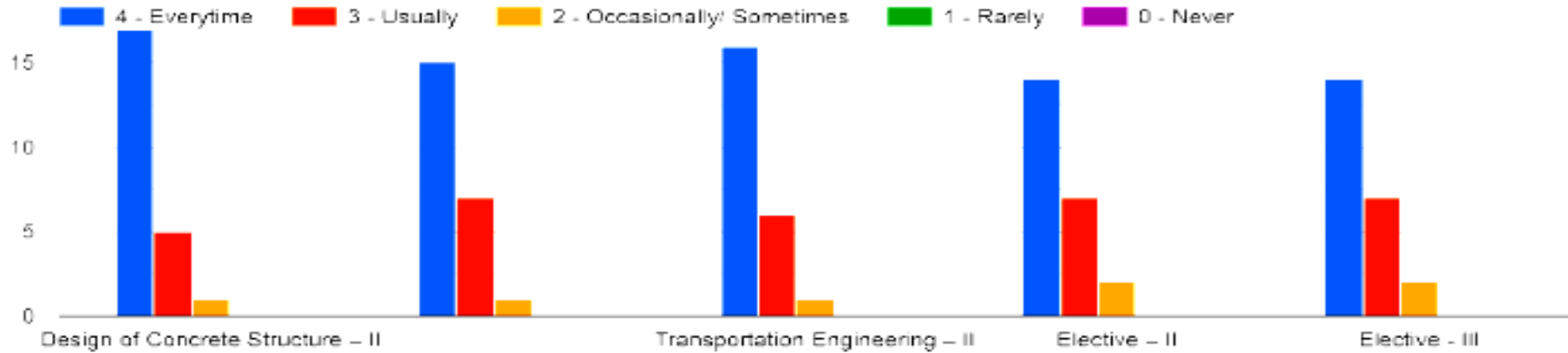


Faculty	DCS-I	WRE-II	TRE-II	DOB	ACT	%
Subject	AVG	ABK	SSJ	JRM	AAB	
85 -100 %	15	12	14	13	12	57.39
70 - 84 %	7	10	8	9	10	38.26
55 – 69 %	1	1	1	1	1	4.34
30 – 54 %	0	0	0	0	0	0
0- Below 30 %	0	0	0	0	0	0



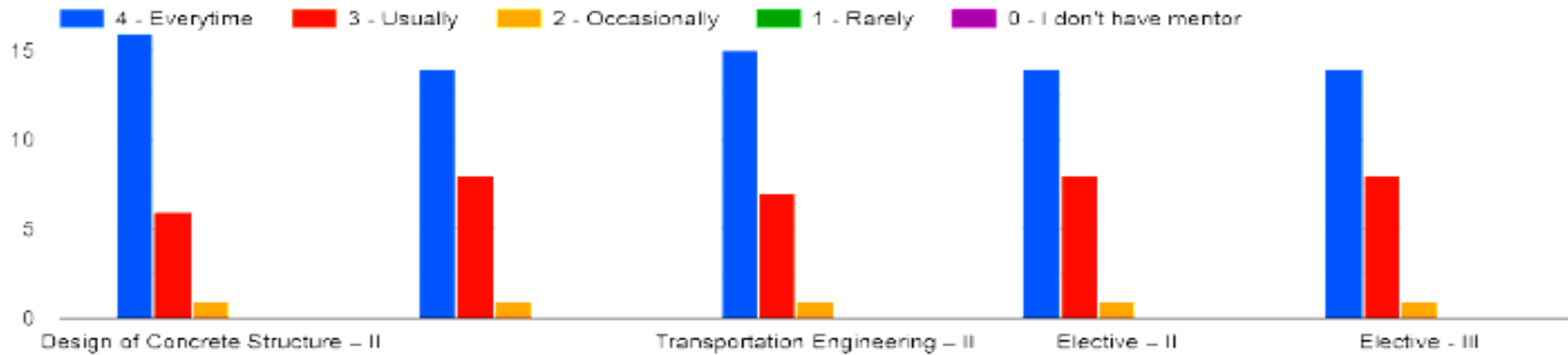
Faculty	DCS-I	WRE-II	TRE-II	DOB	ACT	%
Subject	AVG	ABK	SSJ	JRM	AAB	
85 -100 %	16	14	13	13	13	60
70 - 84 %	5	7	8	7	7	29.56
55 – 69 %	2	2	2	3	3	10.43
30 – 54 %	0	0	0	0	0	0
0- Below 30 %	0	0	0	0	0	0

## 10. Teachers inform you about your expected competencies, course outcomes, and program outcomes



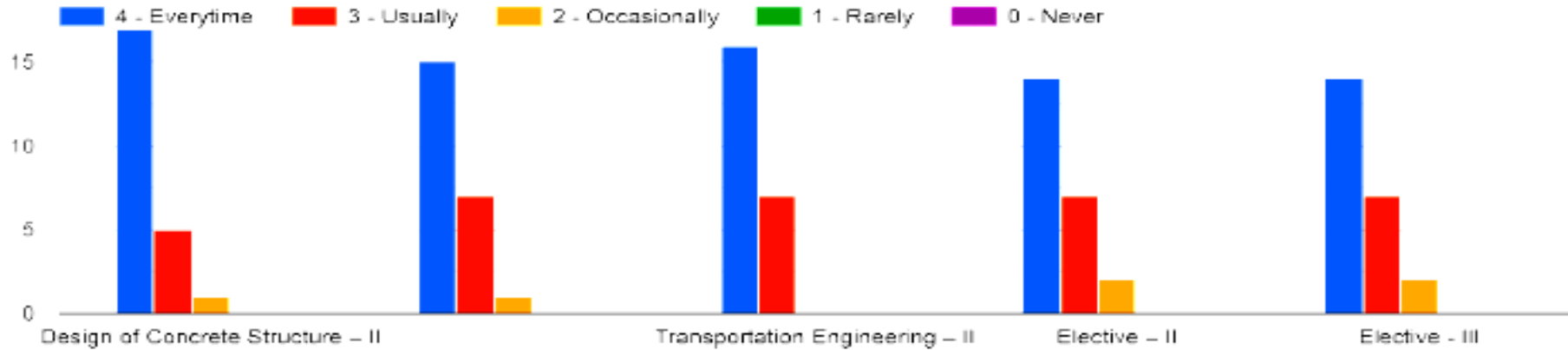
Faculty	DCS-I	WRE-II	TRE-II	DOB	ACT	%
Subject	AVG	ABK	SSJ	JRM	AAB	
85 -100 %	17	15	16	14	14	66.08
70 - 84 %	5	7	6	7	7	27.82
55 – 69 %	1	1	1	2	2	6.08
30 – 54 %	0	0	0	0	0	0
0- Below 30 %	0	0	0	0	0	0

11. Your mentor does a necessary follow-up with as assigned task to you



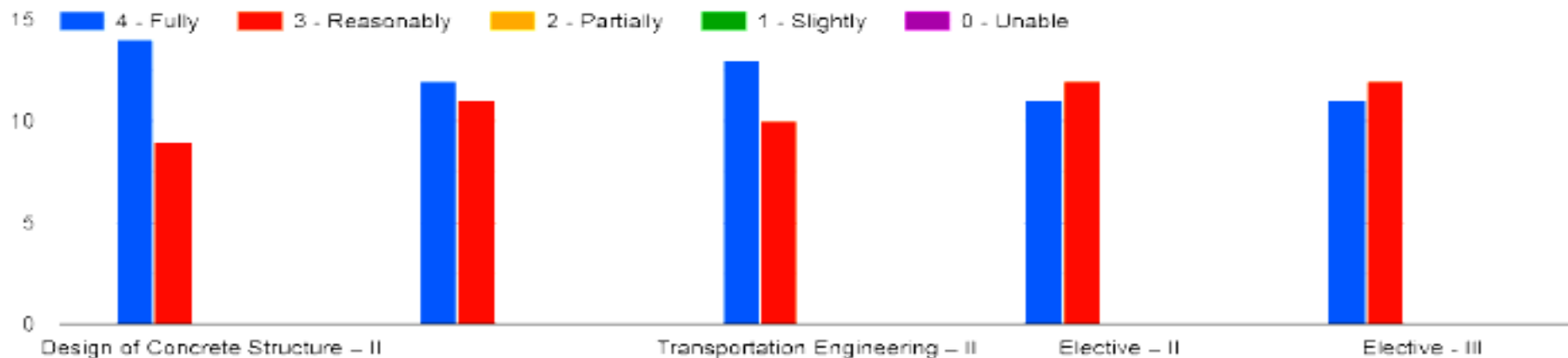
Faculty	DCS-I	WRE-II	TRE-II	DOB	ACT	%
Subject	AVG	ABK	SSJ	JRM	AAB	
85 -100 %	16	14	15	14	14	63.47
70 - 84 %	6	8	7	8	7	31.30
55 – 69 %	1	1	1	1	1	4.34
30 – 54 %	0	0	0	0	0	0
0- Below 30 %	0	0	0	0	0	0

## 12. The teacher illustrates the concepts through examples and applications



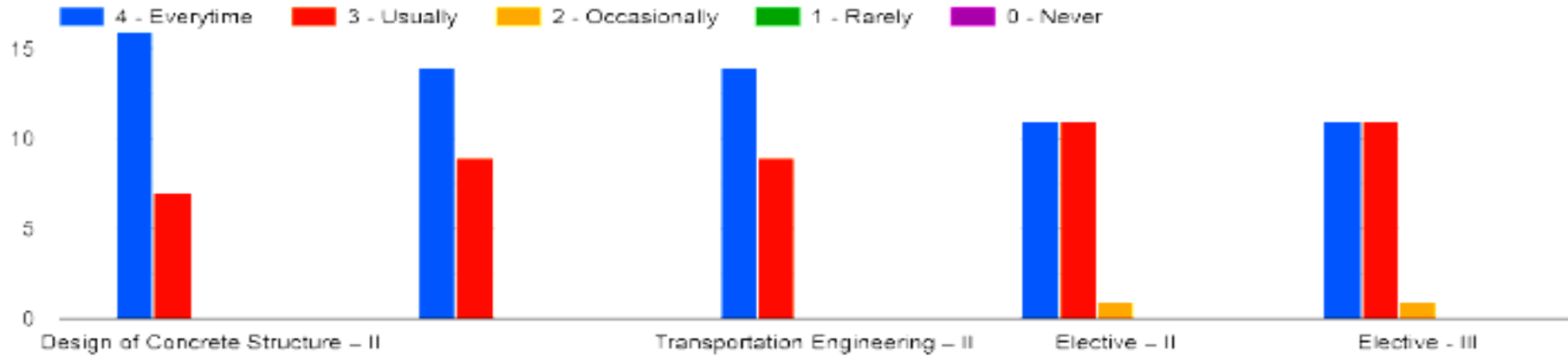
Faculty	DCS-I	WRE-II	TRE-II	DOB	ACT	%
Subject	AVG	ABK	SSJ	JRM	AAB	
85 -100 %	17	15	16	14	14	66.08
70 - 84 %	5	7	7	7	7	28.69
55 – 69 %	1	1	0	2	2	5.21
30 – 54 %	0	0	0	0	0	0
0- Below 30 %	0	0	0	0	0	0

### 13. The teacher identifies your strengths and encourage you with providing right level of challenges



Faculty	DCS-I	WRE-II	TRE-II	DOB	ACT	%
Subject	AVG	ABK	SSJ	JRM	AAB	
85 -100 %	14	12	13	11	11	53.04
70 - 84 %	9	11	10	12	12	46.95
55 – 69 %	0	0	0	0	0	0
30 – 54 %	0	0	0	0	0	0
0- Below 30 %	0	0	0	0	0	0

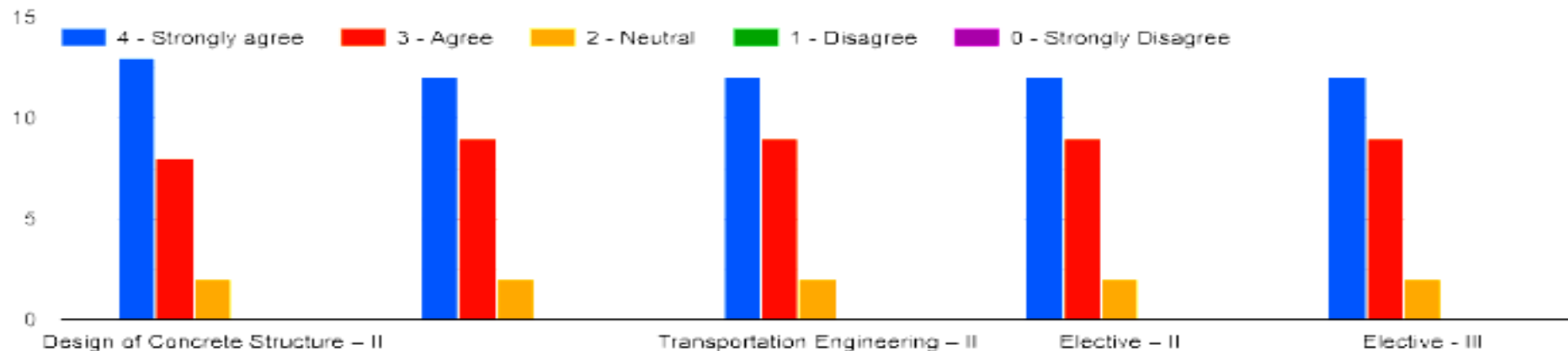
14. Teachers are able to identify your weaknesses and help you to overcome them



Faculty	DCS-I	WRE-II	TRE-II	DOB	ACT	%
Subject	AVG	ABK	SSJ	JRM	AAB	
85 -100 %	16	14	14	11	11	57.39
70 - 84 %	7	9	9	11	11	40.80
55 – 69 %	0	0	0	1	1	1.73
30 – 54 %	0	0	0	0	0	0
0- Below 30 %	0	0	03	0	0	0

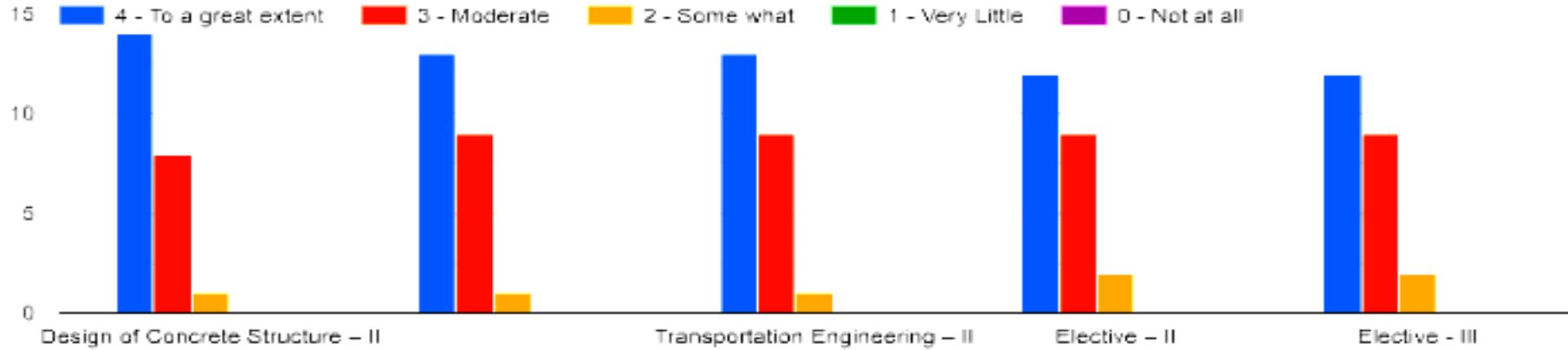


15. The institution makes effort to engage students in the monitoring, review and continuous quality improvement of the teaching learning process.



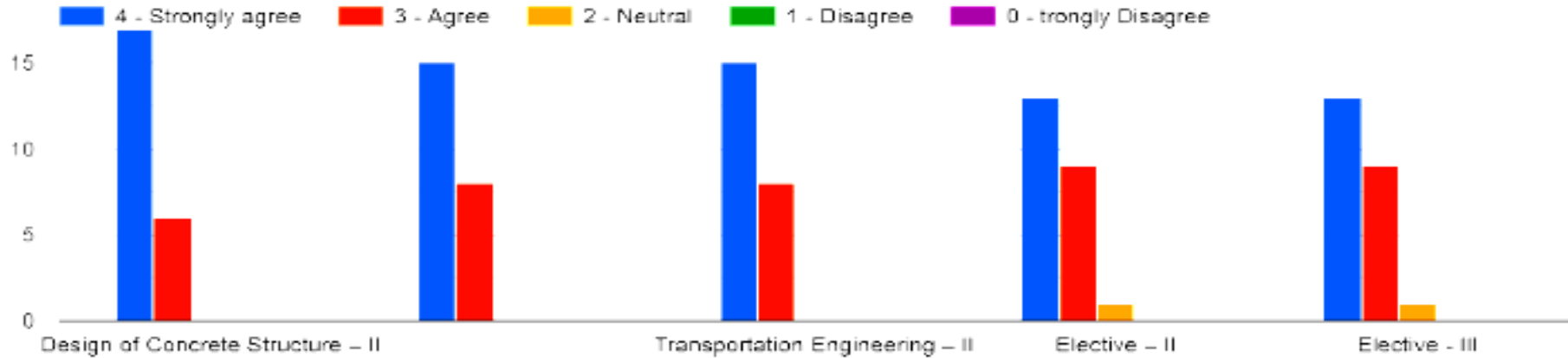
Faculty	DCS-I	WRE-II	TRE-II	DOB	ACT	%
Subject	AVG	ABK	SSJ	JRM	AAB	
85 -100 %	13	12	12	12	12	53.04
70 - 84 %	7	9	9	9	9	37.39
55 – 69 %	2	2	2	2	2	8.69
30 – 54 %	0	0	0	0	0	0
0- Below 30 %	0	0	0	0	0	0

## problem-solving methodologies for enhancing learning experiences



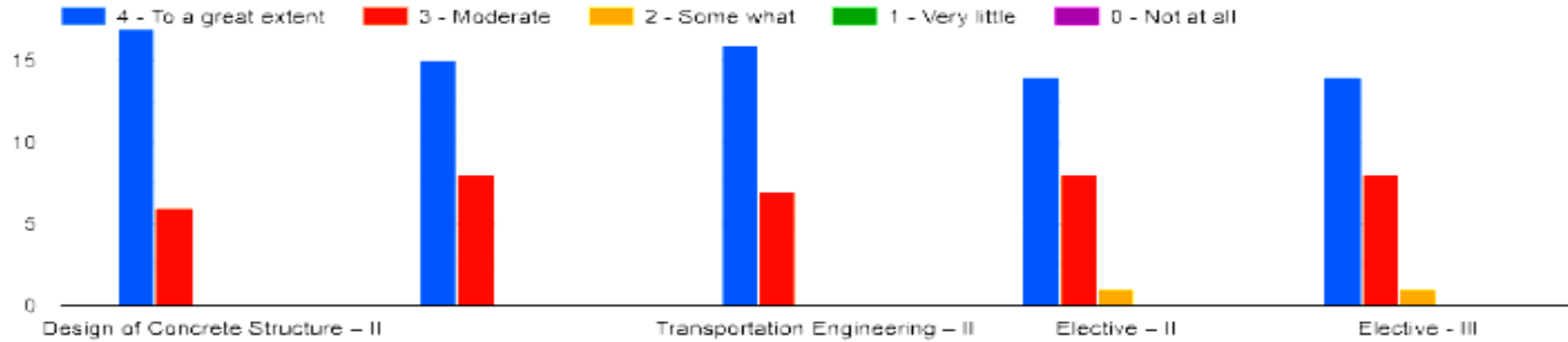
Faculty	DCS-I	WRE-II	TRE-II	DOB	ACT	%
Subject	AVG	ABK	SSJ	JRM	AAB	
85 -100 %	14	13	13	12	12	55.65
70 - 84 %	8	9	9	9	9	38.26
55 – 69 %	1	1	1	2	2	6.08
30 – 54 %	0	0	0	0	0	0
0- Below 30 %	0	0	0	0	0	0

17. Teachers encourage you to participate in extracurricular activities.



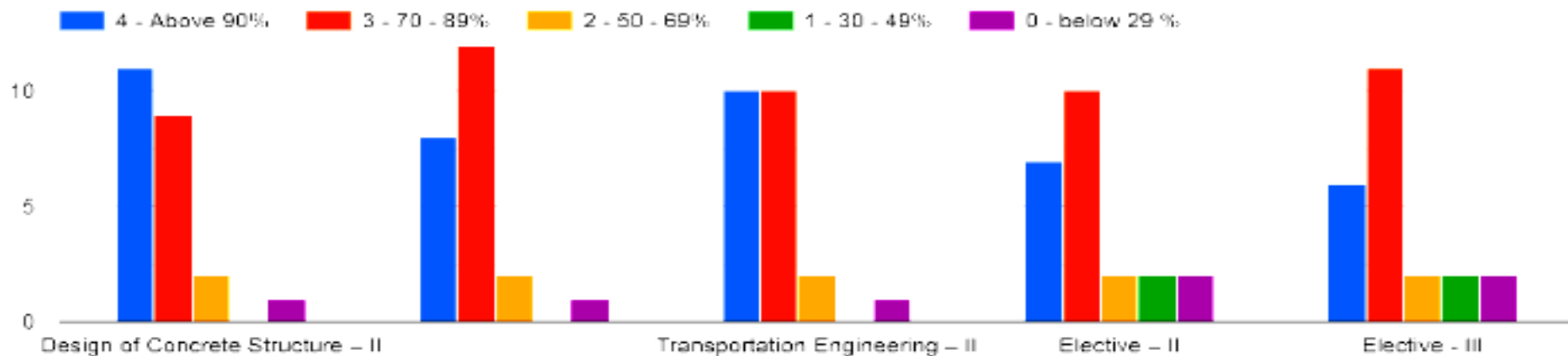
Faculty	DCS-I	WRE-II	TRE-II	DOB	ACT	%
Subject	AVG	ABK	SSJ	JRM	AAB	
85 -100 %	17	15	15	13	13	63.47
70 - 84 %	6	8	8	9	9	34.78
55 – 69 %	0	0	0	1	1	1.73
30 – 54 %	0	0	0	0	0	0
0- Below 30 %	0	0	0	0	0	0

teachers to inculcate soft skills, life skills and employability skill:



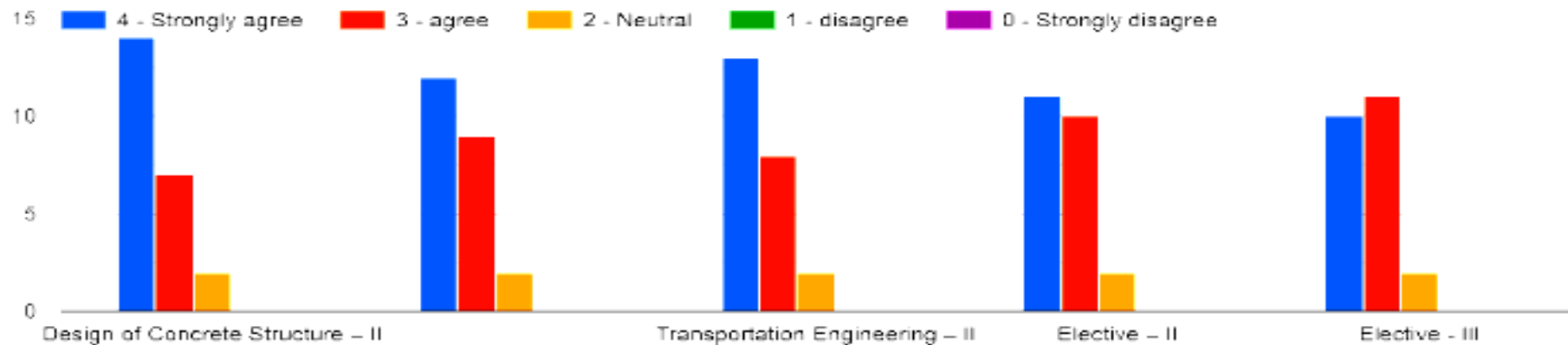
Faculty	DCS-I	WRE-II	TRE-II	DOB	ACT	%
Subject	AVG	ABK	SSJ	JRM	AAB	
85 -100 %	17	15	16	14	14	66.08
70 - 84 %	6	8	7	8	8	32.17
55 – 69 %	0	0	0	1	1	1.73
30 – 54 %	0	0	0	0	0	0
0- Below 30 %	0	0	0	0	0	0

19. What percentage of teachers use ICT tools such as LCD projector, Multimedia , etc while teaching



Faculty	DCS-I	WRE-II	TRE-II	DOB	ACT	%
Subject	AVG	ABK	SSJ	JRM	AAB	
85 -100 %	11	8	10	7	6	36.52
70 - 84 %	9	12	10	10	11	45.21
55 – 69 %	2	2	2	2	2	8.69
30 – 54 %	0	0	0	2	2	3.47
0- Below 30 %	1	1	1	2	2	6.08

## 20. The overall quality of teaching-learning process in your institute is very good



Faculty	DCS-I	WRE-II	TRE-II	DOB	ACT	%
Subject	AVG	ABK	SSJ	JRM	AAB	
85 -100 %	14	12	13	11	10	52.17
70 - 84 %	7	9	8	10	11	39.13
55 – 69 %	2	2	2	2	2	8.69
30 – 54 %	0	0	0	0	0	0
0- Below 30 %	0	0	0	0	0	0

21. Give 3 observations/ suggestions to improve the overall teaching-learning experience of respective teachers.

1. In our institute the process of teaching learning process is good as compared to the other institutes. All teachers gives their best.
2. We can Use another media like Google Class Room. Some network problem occurs during online lectures. Thank you to all members of AGCE team for taking extra efforts during this tough time
3. Sometimes I m unable to join the online lecture due to weak network and connection error.
4. Phone overheated during online lectures and immediately power off itself. What can I do if this things affects on my presentee ??
5. Solving number of problems

# OVERALL ANALYSIS

<b>Sub</b>	<b>Faculty</b>	<b>Appreciation</b>	<b>Suggestions for improvement</b>
DCS-I	AVG	Preparation for lecture, Communication, Approach tot teaching	Syllabus Coverage, Use ICT Panel
WRE-II	ABK	syllabus coverage, follow up of task	Use of ICT, Arrange more field visit
TRE-II	SSJ	Syllabus coverage, Communication, follow up of task	Arrange field visit in road construction, Assignment
DOB	JRM	Preparation for lecture, ,syllabus coverage,	Use of ICT Interaction to the students during lecture
ACT	AAB	syllabus coverage, follow up of task	Use ICT panel ,Preparation of lectures.