
**Arvind Gavali College of Engineering,
Satara**

Department of Mechanical Engineering

Third Year Feedback

Month : September-October 2020

Total Responses : 29

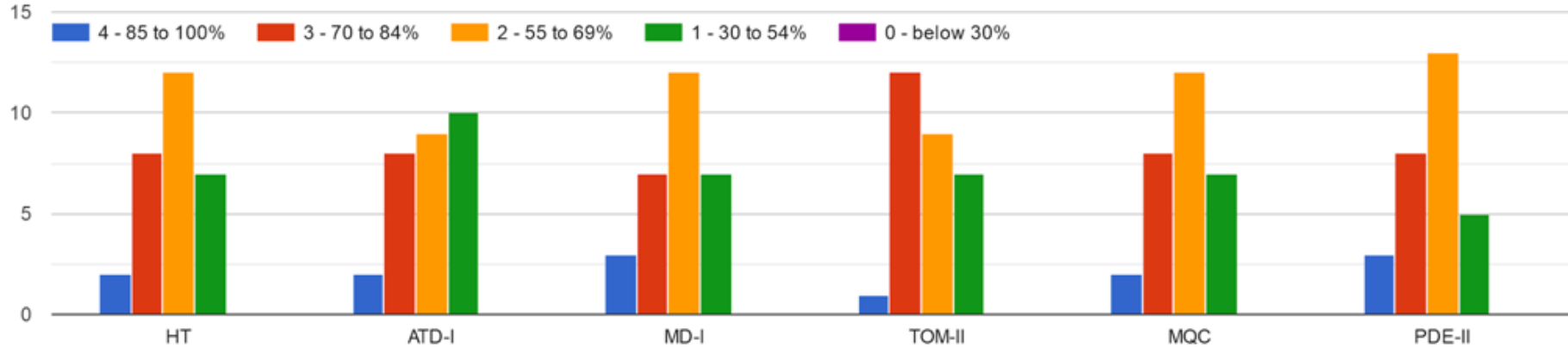
Total Class Strength : 64

Feedback Percentage : 45.31%

FACULTY – SUBJECT DISTRIBUTION

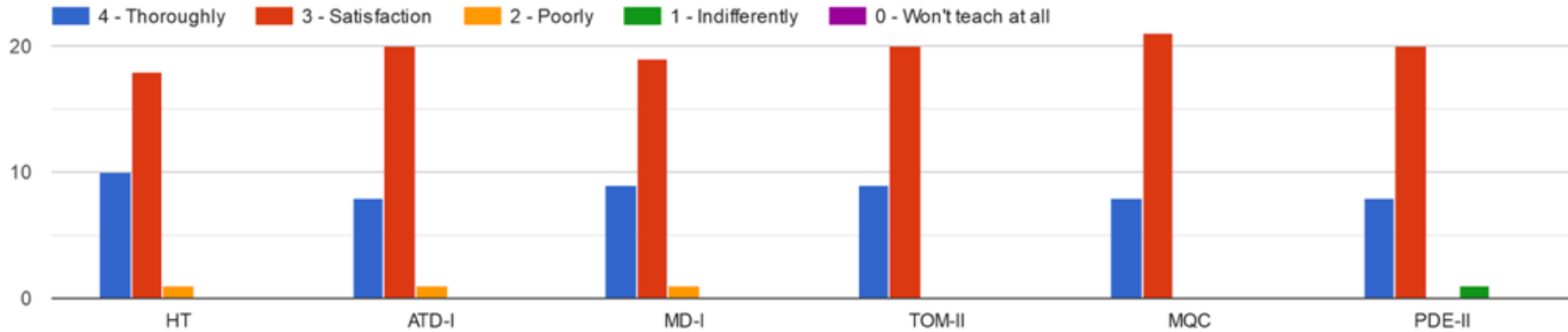
Sr. No	Subject	Abbrev.	Name of Faculty	Abbrev.
01	Heat Transfer	HT	Mr. Dhane V. S.	DVS
02	Applied Thermodynamics -I	ATD-I	Mr. Ghadage S.S.	GSS
03	Machine Design-I	MD-I	Mr. Dhane V. S.	DVS
04	Theory of Machines-II	TOM-II	Mr. Patil S.P.	PSP
05	Metrology & Quality Control	MQC	Mr. Kamble Ravi R	KRR
06	Product Design Engg-II	PDE-II	Mr. Tambe Pratik M.	TPM

1. How much of the syllabus was covered in the class:



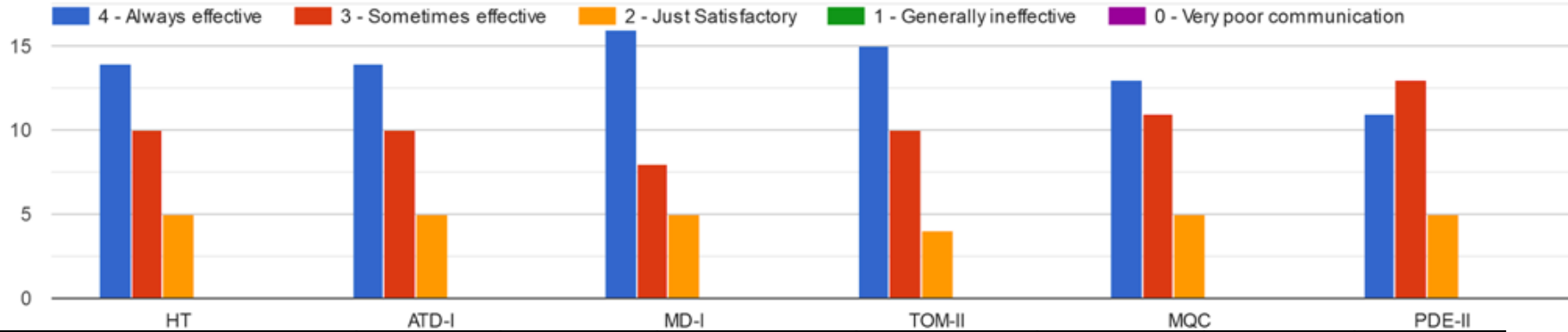
Faculty	DVS	GSS	DVS	PSP	KRR	TPM	%
Subject	HT	ATD-I	MD-I	TOM-II	MQC	PDE-II	
85 -100 %	2	2	3	1	2	3	7.471264368
70 - 84 %	8	8	7	12	8	8	29.31034483
55 – 69 %	12	9	12	9	12	13	38.50574713
30 – 54 %	7	10	7	7	7	5	24.71264368
0- Below 30 %	0	0	0	0	0	0	0

2. How well did the teachers prepare for the classes?



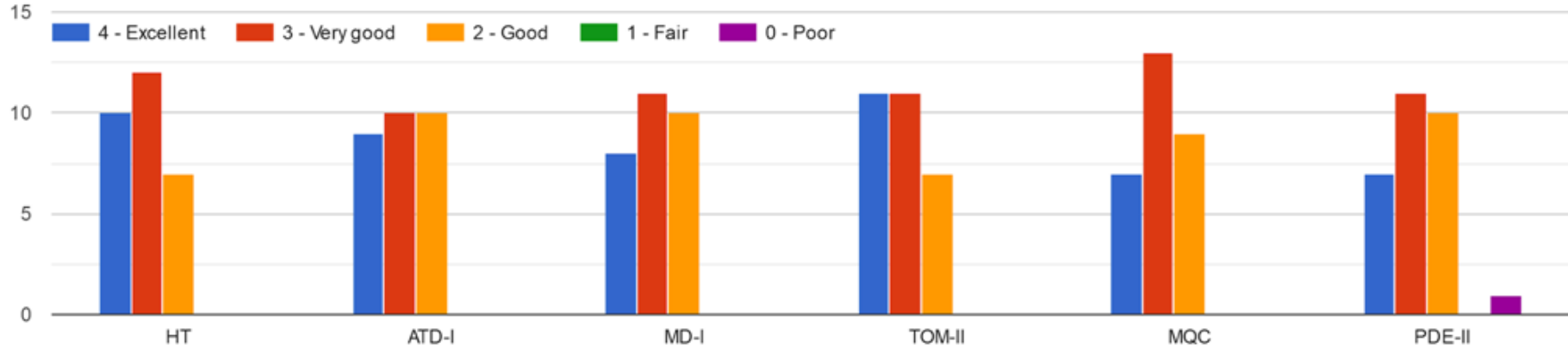
Faculty	DVS	GSS	DVS	PSP	KRR	TPM	%
Subject	HT	ATD-I	MD-I	TOM-II	MQC	PDE-II	
Thoroughly	10	8	9	9	8	8	29.88505747
Satisfaction	18	20	19	20	21	20	67.81609195
Poorly	1	1	1	0	0	0	1.724137931
Indifferently	0	0	0	0	0	1	0.574712644
Wont Teach at all	0	0	0	0	0	0	0

3. How well were the teachers able to communicate



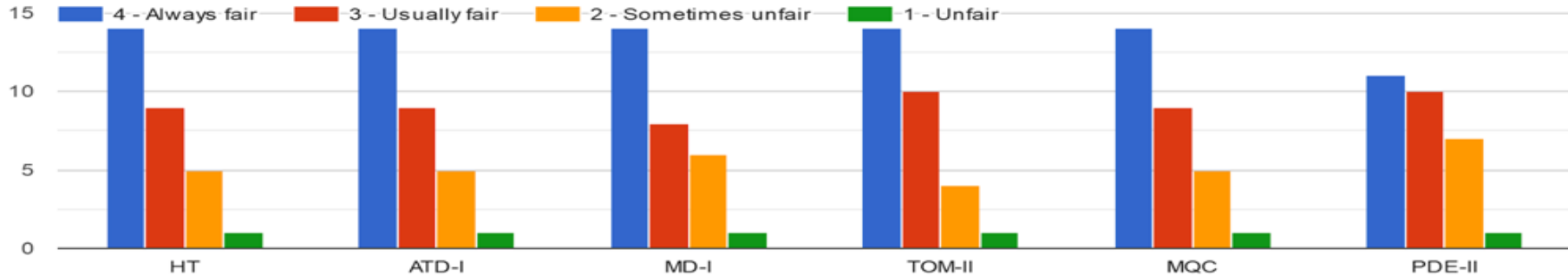
Faculty	DVS	GSS	DVS	PSP	KRR	TPM	%
Subject	HT	ATD-I	MD-I	TOM-II	MQC	PDE-II	
Always Effective	14	14	16	15	13	11	47.70114943
Sometime effective	10	10	8	10	11	13	35.63218391
Just Satisfactory	5	5	5	4	5	5	16.66666667
Generally Ineffective	0	0	0	0	0	0	0
Very Poor Communication	0	0	0	0	0	0	0

4. The teachers's approach to teaching can best be described as



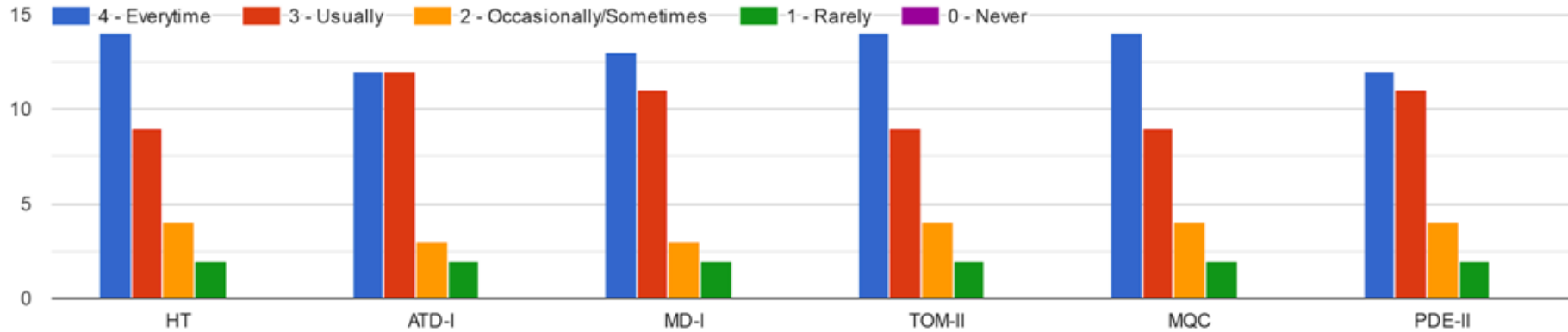
Faculty	DVS	GSS	DVS	PSP	KRR	TPM	%
Subject	HT	ATD-I	MD-I	TOM-II	MQC	PDE-II	
Excellent	10	9	8	11	7	7	29.88505747
Very Good	12	10	11	11	13	11	39.08045977
Good	7	10	10	7	9	10	30.45977011
Fair	0	0	0	0	0	0	0
Poor	0	0	0	0	0	1	0.574712644

5. Fairness of the internal evaluation process by the teachers



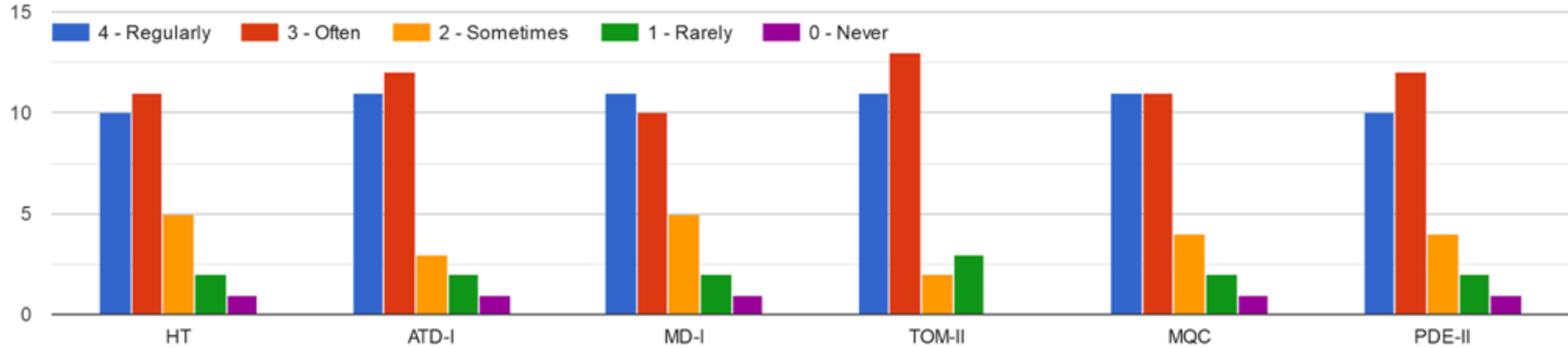
Faculty	DVS	GSS	DVS	PSP	KRR	TPM	%
Subject	HT	ATD-I	MD-I	TOM-II	MQC	PDE-II	
Always fair	14	14	14	14	14	11	46.55172414
Usually	9	9	8	10	9	10	31.6091954
Sometimes	5	5	6	4	5	7	18.3908046
Unfair	1	1	1	1	1	1	3.448275862
Never	0	0	0	0	0	0	0

6. Was your performance in assignments/extra practice test discussed with you?



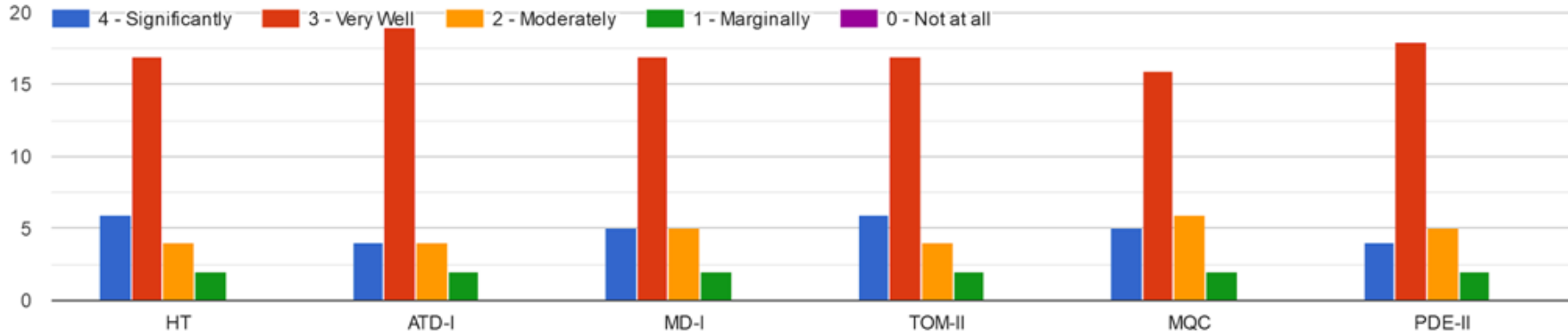
Faculty	DVS	GSS	DVS	PSP	KRR	TPM	%
Subject	HT	ATD-I	MD-I	TOM-II	MQC	PDE-II	
Every time	14	12	13	14	14	12	45.40229885
Usually	9	12	11	9	9	11	35.05747126
Occasionally	4	3	3	4	4	4	12.64367816
Rarely	2	2	2	2	2	2	6.896551724
Never	0	0	0	0	0	0	0

7. The faculty takes active interest in promoting internship, student exchange, field visit opportunities for students. *



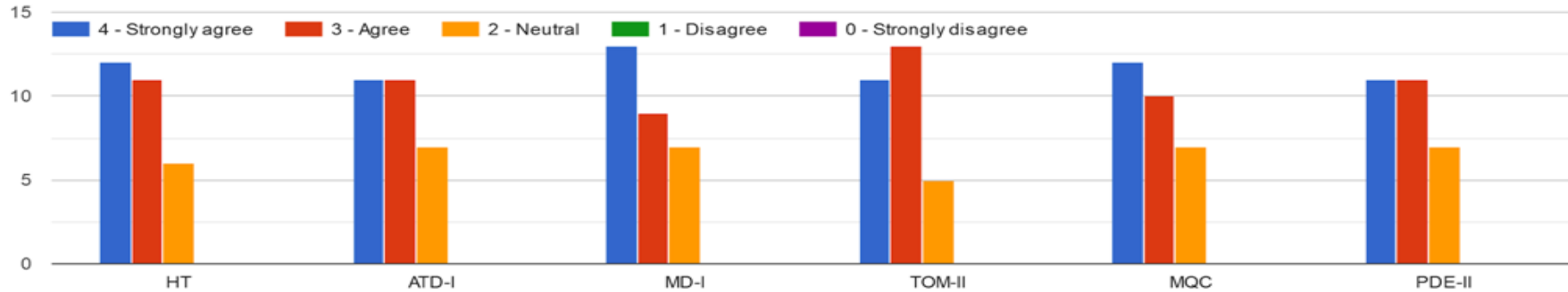
Faculty	DVS	GSS	DVS	PSP	KRR	TPM	%
Subject	HT	ATD-I	MD-I	TOM-II	MQC	PDE-II	
Regularly	10	11	11	11	11	10	36.7816092
Often	11	12	10	13	11	12	39.65517241
Sometimes	5	3	5	2	4	4	13.2183908
Rarely	2	2	2	3	2	2	7.471264368
Never	1	1	1	0	1	1	2.873563218

8. The teaching and mentoring process in your institution facilitates you in cognitive, social and emotional growth.



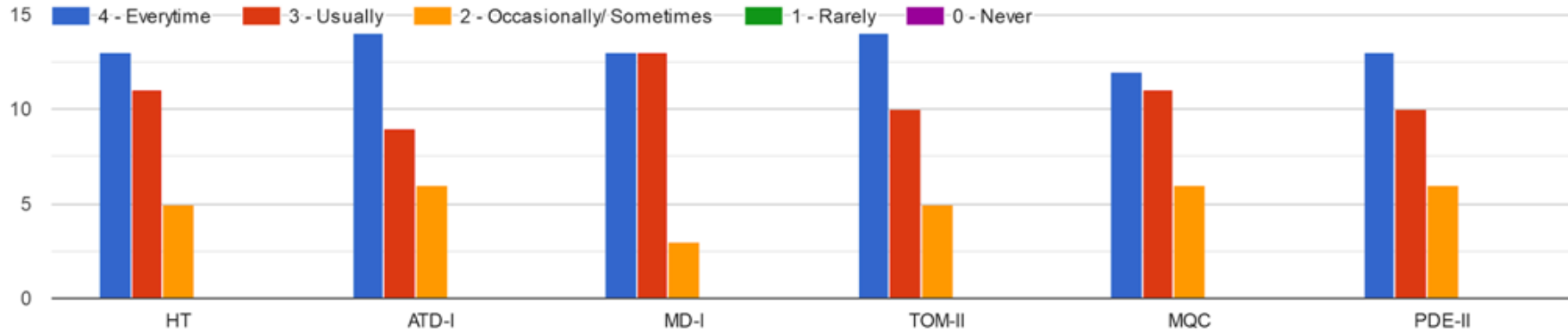
Faculty	DVS	GSS	DVS	PSP	KRR	TPM	%
Subject	HT	ATD-I	MD-I	TOM-II	MQC	PDE-II	
Significantly	6	4	5	6	5	4	17.24137931
Very Well	17	19	17	17	16	18	59.77011494
Moderately	4	4	5	4	6	5	16.09195402
Marginally	2	2	2	2	2	2	6.896551724
Not at All	0	0	0	0	0	0	0

9. The institute provides multiple opportunities to learn and grow



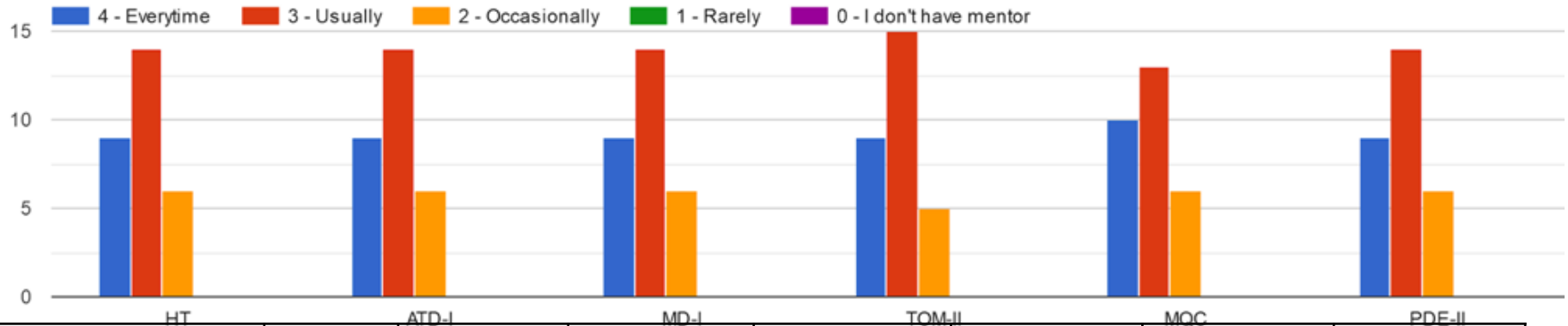
Faculty	DVS	GSS	DVS	PSP	KRR	TPM	%
Subject	HT	ATD-I	MD-I	TOM-II	MQC	PDE-II	
Strongly Agree	12	11	13	11	12	11	40.22988506
Agree	11	11	9	13	10	11	37.35632184
Neutral	6	7	7	5	7	7	22.4137931
Disagree	0	0	0	0	0	0	0
Strongly Disagree	0	0	0	0	0	0	0

10. Teachers inform you about your expected competencies, course outcomes, and program outcomes



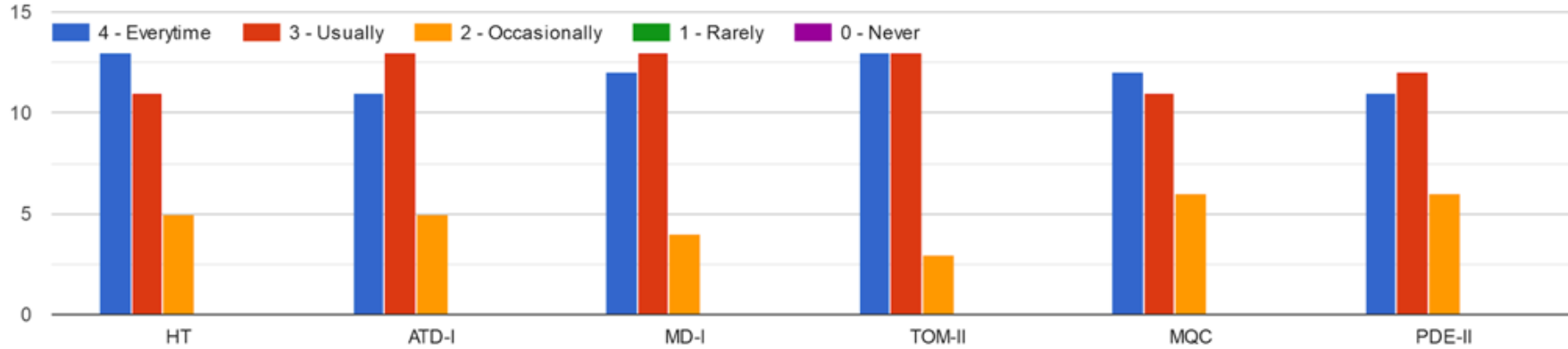
Faculty	DVS	GSS	DVS	PSP	KRR	TPM	%
Subject	HT	ATD-I	MD-I	TOM-II	MQC	PDE-II	
Every time	13	14	13	14	12	13	45.40229885
Usually	11	9	13	10	11	10	36.7816092
Occasionally	5	6	3	5	6	6	17.81609195
Rarely	0	0	0	0	0	0	0
Never	0	0	0	0	0	0	0

11. Your mentor does a necessary follow-up with as assigned task to you



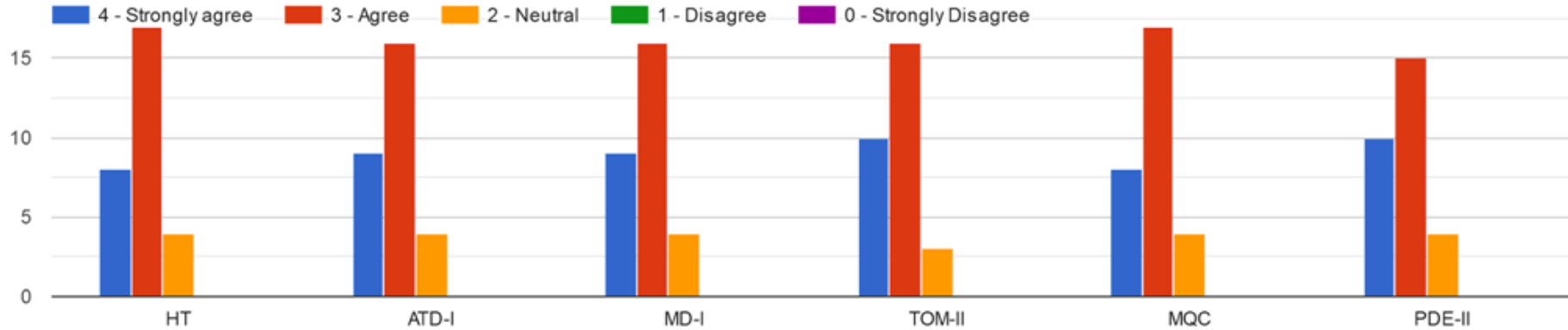
Faculty	DVS	GSS	DVS	PSP	KRR	TPM	%
Subject	HT	ATD-I	MD-I	TOM-II	MQC	PDE-II	
Every time	9	9	9	9	10	9	31.6091954
Usually	14	14	14	15	13	14	48.27586207
Occasionally	6	6	6	5	6	6	20.11494253
Rarely	0	0	0	0	0	0	0
I don't have mentor	0	0	0	0	0	0	0

12. The teacher illustrates the concepts through examples and applications



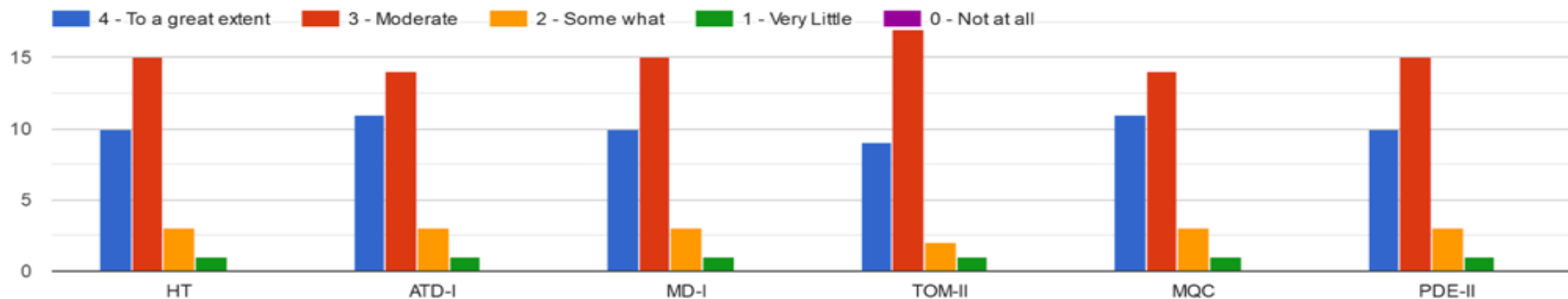
Faculty	DVS	GSS	DVS	PSP	KRR	TPM	%
Subject	HT	ATD-I	MD-I	TOM-II	MQC	PDE-II	
Every time	13	11	12	13	12	11	41.37931034
Usually	11	13	13	13	11	12	41.95402299
Occasionally	5	5	4	3	6	6	16.66666667
Rarely	0	0	0	0	0	0	0
Never	0	0	0	0	0	0	0

15. The institution makes effort to engage students in the monitoring, review and continuous quality improvement of the teaching learning process.



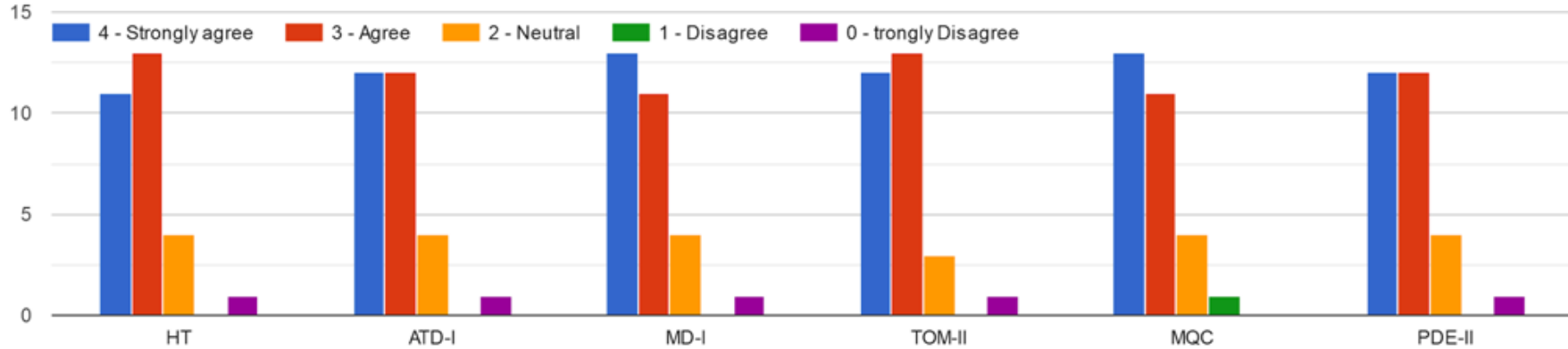
Faculty	DVS	GSS	DVS	PSP	KRR	TPM	%
Subject	HT	ATD-I	MD-I	TOM-II	MQC	PDE-II	
Strongly Agree	8	9	9	10	8	10	31.03448276
Agree	17	16	16	16	17	15	55.74712644
Neutral	4	4	4	3	4	4	13.2183908
Disagree	0	0	0	0	0	0	0
Strongly Disagree	0	0	0	0	0	0	0

16. The institute/ teachers use student-centric methods, such as experiential learning, participative learning and problem-solving methodologies for enhancing learning experiences



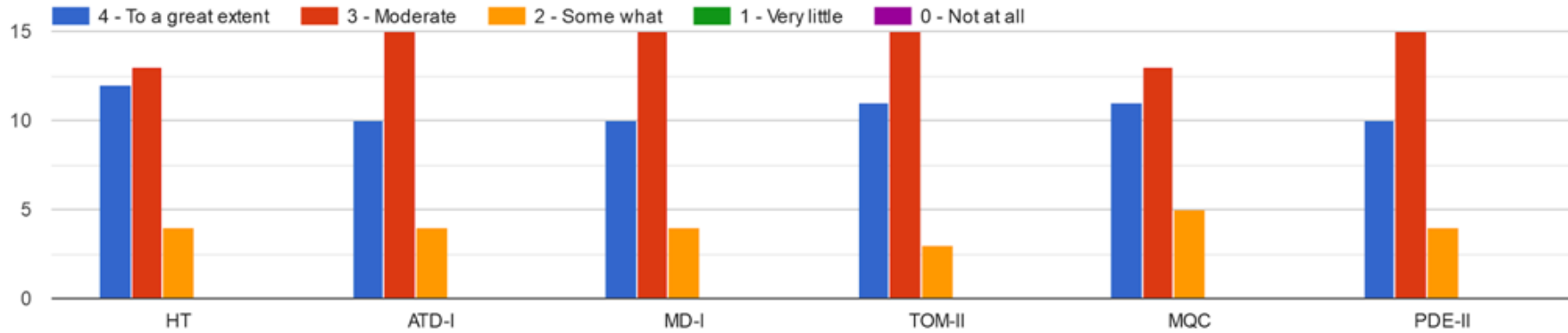
Faculty	DVS	GSS	DVS	PSP	KRR	TPM	%
Subject	HT	ATD-I	MD-I	TOM-II	MQC	PDE-II	
To a great extent	10	11	10	9	11	10	35.05747126
Moderate	15	14	15	17	14	15	51.72413793
Some What	3	3	3	2	3	3	9.770114943
Very Little	1	1	1	1	1	1	3.448275862
Not at all	0	0	0	0	0	0	0

17. Teachers encourage you to participate in extracurricular activities.



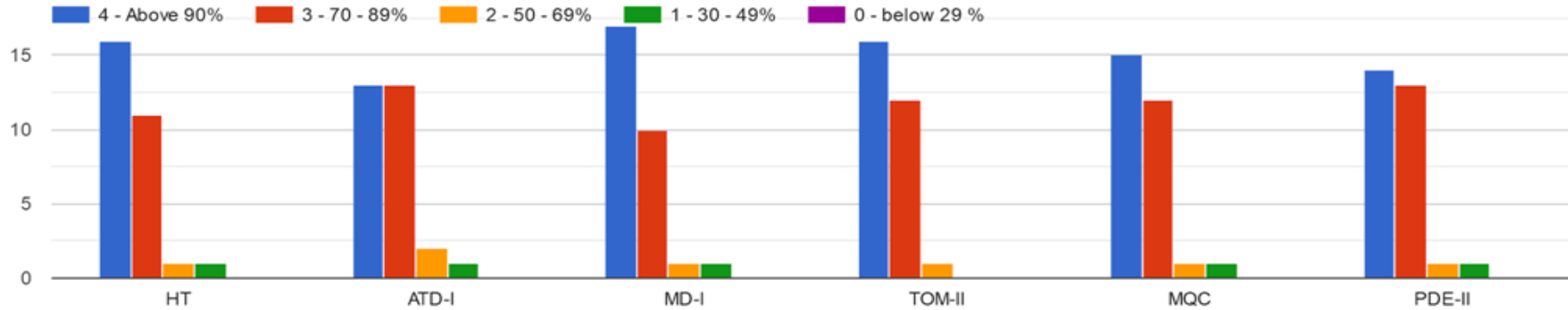
Faculty	DVS	GSS	DVS	PSP	KRR	TPM	%
Subject	HT	ATD-I	MD-I	TOM-II	MQC	PDE-II	
Strongly Agree	11	12	13	12	13	12	41.95402299
Agree	13	12	11	13	11	12	41.37931034
Neutral	4	4	4	3	4	4	13.2183908
Disagree	0	0	0	0	1	0	0.574712644
Strongly Disagree	1	1	1	1	0	1	2.873563218

18. Efforts are made by teachers to inculcate soft skills, life skills and employability skills to make you ready for the world of work



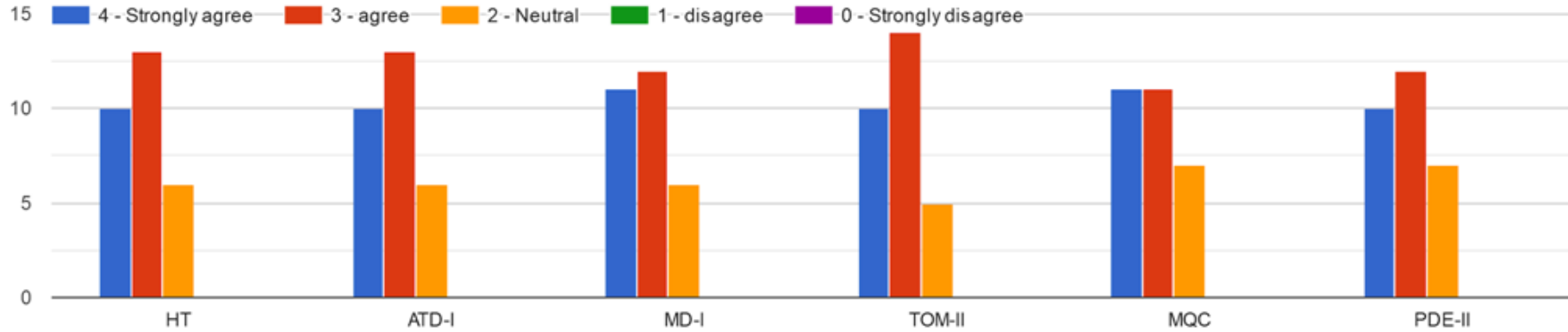
Faculty	DVS	GSS	DVS	PSP	KRR	TPM	%
Subject	HT	ATD-I	MD-I	TOM-II	MQC	PDE-II	
To a great extent	12	10	10	11	11	10	36.7816092
Moderate	13	15	15	15	13	15	49.42528736
Some What	4	4	4	3	5	4	13.79310345
Very Little	0	0	0	0	0	0	0
Not at all	0	0	0	0	0	0	0

19. What percentage of teachers use ICT tools such as LCD projector, Multimedia , etc while teaching



Faculty	DVS	GSS	DVS	PSP	KRR	TPM	%
Subject	HT	ATD-I	MD-I	TOM-II	MQC	PDE-II	
Above 90%	16	13	17	16	15	14	43.10344828
70-89%	11	13	10	12	12	13	34.48275862
50-69 %	1	2	1	1	1	1	3.448275862
30-49 %	1	1	1	0	1	1	2.298850575
0-below 29%	0	0	0	0	0	0	0

20. The overall quality of teaching-learning process in your institute is very good



Faculty	DVS	GSS	DVS	PSP	KRR	TPM	%
Subject	HT	ATD-I	MD-I	TOM-II	MQC	PDE-II	
Strongly Agree	10	10	11	10	11	10	35.63218391
Agree	13	13	12	14	11	12	43.10344828
Neutral	6	6	6	5	7	7	21.26436782
Disagree	0	0	0	0	0	0	0
Strongly Disagree	0	0	0	0	0	0	0

21. Give 3 observations/ suggestions to improve the overall teaching-learning experience of respective teachers.

1. Still teachers are doing very well i would like to say teacher will support & encourage everytime in any situation
2. Please make fix schedule of online lecture and other activity
3. Excellent

OVERALL ANALYSIS

Sub	Faculty	Appreciation	Suggestions for improvement
HT	DVS	Approach to teaching	Encouragement to participate in extra curricular activity
ATD-I	GSS	CO, PO Discussion	Use of ICT, Syllabus coverage
MD-I	DVS	Active interest in promoting internship, mentoring process	Identification of Weakness of Students, Encouragement to participate in extra curricular activity
TOM-II	PSP	Approach to teaching, , multiple opportunities to grow	Identification of Weakness of Students
MQC	KRR	multiple opportunities to grow	Syllabus coverage
PDE-II	TPM	Fairness of internal Evaluation, Use of ICT	Identification of Weakness of Students